



CAMBRIDGE
UNIVERSITY PRESS



CAMBRIDGE ENGLISH
Language Assessment
Part of the University of Cambridge

Cambridge English



Flyers

AUTHENTIC
EXAMINATION
PAPERS

1



ANSWER BOOKLET



For revised exam from 2018



CAMBRIDGE
UNIVERSITY PRESS



CAMBRIDGE ENGLISH
Language Assessment
Part of the University of Cambridge

Cambridge English



Flyers

**AUTHENTIC
EXAMINATION
PAPERS**

1

ANSWER BOOKLET

Cambridge University Press

www.cambridge.org/elt

Cambridge English Language Assessment

www.cambridgeenglish.org

Information on this title: www.cambridge.org/9781316635957

© Cambridge University Press and UCLES 2017

This publication is in copyright. Subject to statutory exception and to the provisions of relevant collective licensing agreements, no reproduction of any part may take place without the written permission of the publishers.

First published 2017

20 19 18 17 16 15 14 13 12 11 10 9 8 7 6 5 4 3 2 1

Printed in Dubai by Oriental Press

A catalogue record for this publication is available from the British Library

ISBN 978-1-316-63595-7 Answer Booklet

ISBN 978-1-316-63591-9 Student's Book

ISBN 978-1-316-63599-5 Audio CD

The publishers have no responsibility for the persistence or accuracy of URLs for external or third-party internet websites referred to in this publication, and do not guarantee that any content on such websites is, or will remain, accurate or appropriate. Information regarding prices, travel timetables, and other factual information given in this work is correct at the time of first printing but the publishers do not guarantee the accuracy of such information thereafter.

Cover illustration: (T) IvanNikulin/iStock/Getty Images Plus; (B) adekvat/iStock/Getty Images Plus

Contents

Introduction	4
Test 1 Answers	6
Test 2 Answers	12
Test 3 Answers	18
<i>Starters, Movers and Flyers</i> Vocabulary List	24

Introduction

The *Cambridge English: Young Learners* tests offer an elementary-level testing system (up to CEFR level A2) for learners of English between the ages of 7 and 12. The tests include three key levels of assessment: *Starters*, *Movers* and *Flyers*.

Flyers is the third level in the system. Test instructions are very simple and consist only of words and structures specified in the syllabus.

The complete test lasts about one hour and a quarter and has the following components: Listening, Reading and Writing, and Speaking.

	length	number of parts	number of items
Listening	approx. 25 minutes	5	25
Reading and Writing	40 minutes	7	44
Speaking	approx. 7–9 minutes	4	–

Candidates need a pen or pencil for the Reading and Writing paper, and coloured pens or pencils for the Listening paper. All answers are written on the question papers.

Listening

In general, the aim is to focus on the ‘here and now’ and to use language in meaningful contexts. In addition to multiple-choice and short-answer questions, candidates are asked to use coloured pencils to mark their responses to one task. There are five parts. Each part begins with a clear example.

part	main skill focus	input	expected response	number of questions
1	listening for names and descriptions	picture, names and dialogue	draw lines to match names to people in a picture	5
2	listening for names, spellings and other information	form or page of notepad with missing words and dialogue	write words or numbers in gaps	5
3	listening for words, names and detailed information	picture sets and list of illustrated words or names and dialogues	match pictures with illustrated word or name by writing letter in box	5
4	listening for specific information of various kinds	3-option multiple-choice pictures and dialogues	tick box under correct picture	5
5	listening for words, colours and specific information	picture and dialogue	carry out instructions to colour and write (range of colours is: black, blue, brown, green, grey, orange, pink, purple, red, yellow)	5

Reading and Writing

Again, the focus is on the ‘here and now’ and the use of language in meaningful contexts where possible. To complete the test, candidates need a single pen or pencil. There are seven parts, each starting with a clear example.

part	main skill focus	input	expected response	number of questions
1	reading definitions and matching to words copying words	nouns and definitions	copy the correct words next to the definitions	10
2	reading and completing a continuous dialogue writing letters	half a dialogue with responses in a box	select correct response and write A–H in gap	5
3	reading for specific information and gist copying words	cloze text with words in a box	choose and copy missing words correctly; tick a box to choose the best title for the story	6
4	reading and understanding a factual text copying words	gapped text and 3-option multiple choice (grammatical words)	complete text by selecting the correct words and copying them in corresponding gaps	10
5	reading a story completing sentences	story, pictures and gapped sentences	completing sentences about story by writing 1, 2, 3 or 4 words	7
6	reading and understanding a short text (e.g. page from diary or letter) providing words	gapped text	write words in gaps no answer options given	5
7	writing	3 pictures	write a short story based on the pictures	1

Speaking

In the Speaking test, the candidate speaks with one examiner for about eight minutes. The format of the test is explained in advance to the child in their native language, by a teacher or person familiar to them. This person then takes the child into the exam room and introduces them to the examiner.

Speaking ability is assessed according to various criteria, including comprehension, the ability to produce an appropriate response and pronunciation.

part	main skill focus	input	expected response
1	understanding statements and responding with differences	two similar pictures (one is the examiner's); oral statements about examiner's picture	identify six differences in candidate's picture from statements about examiner's picture
2	responding to questions with short answers and forming questions to elicit information	one set of facts and one set of question cues	answer and ask questions about two people, objects or situations
3	understanding the beginning of a story and then continuing it based on a series of pictures	picture sequence of 5 pictures, title, names	listen to examiner tell the beginning of the story then continue to tell it
4	understanding and responding to personal questions	open-ended questions about candidates	answer personal questions

Further information

Further information about *Cambridge English: Young Learners* can be obtained from:

Cambridge English Language Assessment
1 Hills Road
Cambridge CB1 2EU
United Kingdom

www.cambridgeenglish.org/help
www.cambridgeenglish.org/younglearners

Test 1 Answers

Listening

Part 1 (5 marks)

Lines should be drawn between:

- 1 Katy and the woman standing under an umbrella, selling flowers
- 2 David and the man in a striped T-shirt, carrying a shopping bag
- 3 Richard and the man reading a newspaper, waiting at the bus stop
- 4 Paul and the man on the bridge, with suitcases
- 5 Clare and the woman in the red sweater, washing windows

Part 2 (5 marks)

- 1 Cledon 2 320 3 film stars
- 4 pancakes 5 flags

Part 3 (5 marks)

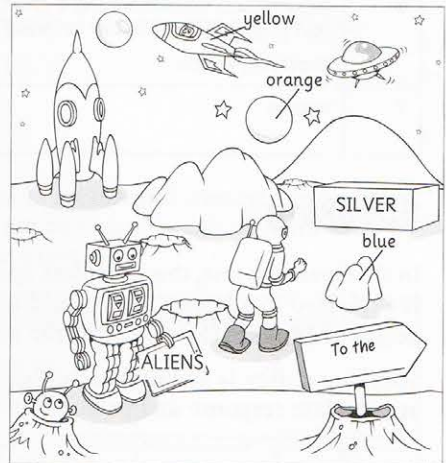

- 1 Sophia – G – restaurant 2 William – E – castle
- 3 Jane – C – office 4 Oliver – F – forest
- 5 Lucy – H – farm

Part 4 (5 marks)

- 1 C 2 B 3 C 4 A 5 B

Part 5 (5 marks)

- 1 Colour the planet between the two large stars – orange
- 2 Write 'SILVER' on the box
- 3 Write 'ALIENS' on the robot's tablet
- 4 Colour the rocket in the sky – yellow
- 5 Colour the smaller rock, on the right of the astronaut – blue



TRANSCRIPT *Hello. This is the Cambridge English Flyers Listening Test.*

Part 1 *Listen and look. There is one example.*

- BOY: This is a busy street, isn't it, Aunt Emma?
 WOMAN: Yes, this is the village where I live.
 BOY: Can you see the woman who's wearing that long scarf?
 WOMAN: The one who's walking with her dog?
 BOY: Yes. Do you know her?
 WOMAN: Yes, I do. That's Vicky.

Can you see the line? This is an example. Now you listen and draw lines.

- WOMAN: Can you see the woman who's selling flowers?
 BOY: Oh yes. She's standing under a big umbrella.
 WOMAN: She's my friend.
 BOY: What's her name?
 WOMAN: It's Katy.
 WOMAN: And across the road I can see her husband.
 BOY: The man with the striped T-shirt?
 WOMAN: Yes, that's him. He's got a big shopping bag.
 BOY: Is he going to the supermarket?
 WOMAN: I think so. His name's David. He's very friendly.

BOY: Can you see the man who's reading the newspaper?
 WOMAN: Oh yes, the one who's waiting at the bus stop.
 BOY: Is he a businessman?
 WOMAN: Yes, that's Richard. He lives near me.

BOY: And who's that man?
 WOMAN: That man who's washing his car? Sorry I don't know him.
 BOY: No, the other man. The one with the suitcases.
 WOMAN: That man on the bridge? That's Paul.
 BOY: Is he going on holiday?
 WOMAN: Yes, I think so.

WOMAN: And do you see the woman with the red sweater?
 BOY: Yes. She's standing at the corner of the street.
 WOMAN: No, not her. The one who's washing the windows!
 BOY: Oh yes, do you know her too, Aunt Emma?
 WOMAN: Yes, her name's Clare. She comes and cleans mine too. She works really hard. She's amazing.

Now listen to Part 1 again.

[Part 1 is repeated.]

That is the end of Part 1.

Part 2 Listen and look. There is one example.

GIRL: Hello, Grandpa. I'd like to ask you some questions about the airport where you work.
 MAN: OK, that's fine, Sarah. Is this for your homework?
 GIRL: Yes. So where is it?
 MAN: It's in the north of the city.
 GIRL: Wait a minute, I need a pencil. OK. I'll write it down.

Can you see the answer? Now you listen and write.

GIRL: Now, what's the name of the airport?
 MAN: Well, it's called Cledon Airport.
 GIRL: How do you spell that? C-L-E-D-O-N?
 MAN: That's right.
 GIRL: How many planes arrive there every day? Is it more than 200?
 MAN: Oh yes! I read that it's 320!
 GIRL: Wow!
 MAN: Yes, lots of interesting people from other countries arrive at this airport.
 GIRL: So have you seen any famous pop stars?
 MAN: No, but I often see film stars. They come here to make movies.
 GIRL: Great. And where can you eat there?
 MAN: Well, there's a very nice café. The pancakes there are brilliant!
 GIRL: Cool! I love those. And is there a hotel where people can stay at the airport?

MAN: Yes, there's a very big one. It's got lots of flags outside.

GIRL: That's interesting. OK, thanks Grandpa, I've got enough to write about now.

Now listen to Part 2 again.

[Part 2 is repeated.]

That is the end of Part 2.

Part 3 Listen and look. There is one example.

Where did Harry's grandma take pictures of these people?

BOY: Hello, Grandma. Wow! You've got a lot of photos, haven't you? That's a funny one!
 WOMAN: Yes! I took this at a party many years ago.
 BOY: Who is it?
 WOMAN: Grandpa! He's dancing very badly. It was when we were at university.
 BOY: Look at his hair!
 WOMAN: Yes. It was very long then.

Can you see the letter A? Now you listen and write a letter in each box.

BOY: I like this one very much. What a great picture!
 WOMAN: Yes. This is your cousin Sophia's volleyball team. I took this one at the restaurant.
 BOY: Why were you there?
 WOMAN: Oh we went there for dinner after a game. Her team's really good. They win most of their matches.

BOY: This one looks interesting.
 WOMAN: Yes, that's one of Grandpa's friends. His name's William.
 BOY: I haven't met him.
 WOMAN: Oh, OK. Well, all of us often drive to the countryside so we can go for long walks across the fields there. But I took this at the old castle near here.

BOY: And where did you take this one?
 WOMAN: Perhaps at the library.
 BOY: Are you sure?
 WOMAN: No, actually ... I know. It's my friend Jane at the office where she began her new job last year.
 BOY: She looks tired!
 WOMAN: Well, she doesn't enjoy it. She's looking for another job now. She wants to be a designer!

BOY: This is my favourite. Is this Uncle Oliver?
 WOMAN: That's right. On holiday, last summer. He's got the backpack which he uses when he goes walking in the mountains. I bought that for him!

BOY: Did you?
 WOMAN: Yes, but he was in the forest here. Look.

BOY: Did you take this picture, too?
 WOMAN: Yes, I did. You can see Aunt Lucy in it.

BOY: But she looks so young!
 WOMAN: Well she was only 16 then. She slept in a tent while she worked on that farm in the school holidays.

BOY: Brilliant! I'd like to do that one day!

Now listen to Part 3 again.

[Part 3 is repeated.]

That is the end of Part 3.

Part 4 *Listen and look. There is one example.*

Where will Helen's club meet on Saturday?

GIRL: Dad, don't forget that I'm going to go to the next meeting of my club on Saturday.

MAN: Is it going to be in the sports centre again?

GIRL: No, that was only the first meeting. It's going to be at the big bookshop in town this week. You know, the one near the market.

MAN: OK.

GIRL: Can you take me there in the car?

MAN: Perhaps. We'll see.

Can you see the tick? Now you listen and tick the box.

1 What does Helen play at the club?

MAN: So, do people play music at this club?

GIRL: Yes, there's someone who plays the guitar very well and my friend plays the piano.

MAN: That sounds fun.

GIRL: And I play the drums. But Dad, I'm terrible!

2 What must Helen take to the club this week?

GIRL: We're going to make some cookies on Saturday.

MAN: Oh, that's great. Do you have to take anything with you? Perhaps some flour?

GIRL: No, they have that and the butter.

MAN: Good. We don't have to go to the shop then?

GIRL: Well, everyone has to take some chocolate. The kind you use for cooking.

MAN: No problem, We've got some.

3 Who's going to visit the club next month?

GIRL: Every month people who do different jobs come to the club.

MAN: Why do they come?

GIRL: They talk about their jobs. Once we had a football player.

MAN: So what about next month?

GIRL: Oh, it's going to be a fire fighter. The club invited a pilot but he's too busy.

4 Which film was the most interesting?

GIRL: We watch a short film at the end of each meeting.

MAN: Wow.

GIRL: The best one was about dolphins. The one on dinosaurs wasn't very good.

MAN: Oh.

GIRL: And the worst one was about butterflies. Very boring!

5 What's the club going to do on holiday next year?

GIRL: Everyone in the club's going to go on holiday next year, Dad.

MAN: But we're going to go sailing next year, Helen. And there'll be your tennis camp!

GIRL: I know but this will be in the winter.

MAN: So, what's the club going to do?

GIRL: It's going to be a skiing holiday. Can I go?

MAN: Mm, we'll see.

Now listen to Part 4 again.

[Part 4 is repeated.]

That is the end of Part 4.

Part 5 *Listen and look at the picture. There is one example.*

WOMAN: Look at this picture. It's in space.

BOY: Oh yes! I can see lots of interesting things!

WOMAN: Me too! Would you like to colour the astronaut's boots?

BOY: Sure! What colour shall I use?

WOMAN: Pink, please.

BOY: OK!

Can you see the astronaut's pink boots? This is an example. Now you listen and colour and write.

1

BOY: There are two planets in the sky.

WOMAN: That's right. Would you like to colour one of them?

BOY: Yes, I would. I prefer the one between the two large stars.

WOMAN: All right. Can you colour that one orange?

BOY: Yes. I think that's a good idea.

2

WOMAN: I'd like you to write something on the picture as well. Can you see the box?

BOY: Yes. I think there's something important inside it.

WOMAN: That's right! Please write SILVER on it.

BOY: Wow! Where did they find that?

WOMAN: In a huge cave near there. They want to bring it back to Earth.

3

- BOY: Can I write something else too?
 WOMAN: Yes, of course! The robot's holding a tablet. Write ALIENS on that.
 BOY: Is the robot trying to find out about them?
 WOMAN: Yes. You can see one of them in the hole! Look!
 BOY: Ha ha!

4

- WOMAN: Some more colouring now ...
 BOY: Great! I love the rocket on the ground.
 WOMAN: So do I, but don't colour that one. Colour the other one please.
 BOY: All right. I've chosen yellow. Is that OK?
 WOMAN: That's fine.

5

- WOMAN: Now, what about colouring a rock?
 BOY: Which one?
 WOMAN: The smaller one. It's on the right of the astronaut.
 BOY: OK. No problem. Can I use red for that?
 WOMAN: No, blue, please.
 BOY: Right ... There!
 WOMAN: I think the picture looks fantastic now. Well done.

Now listen to Part 5 again.

[Part 5 is repeated.]

That is the end of the Flyers Listening Test 1.

Reading and Writing

Part 1 (10 marks)

- 1 factories 2 police stations 3 a pizza
 4 a bank 5 a waiter 6 stadiums
 7 cereal 8 salt 9 artists 10 honey

Part 2 (5 marks)

- 1 B 2 F 3 D 4 H 5 A

Part 3 (6 marks)

- 1 once 2 foggy 3 tried 4 minutes
 5 believe 6 The day the whales arrived

Part 4 (10 marks)

- 1 because 2 Some 3 like 4 Other
 5 them 6 every 7 feed 8 there
 9 can't 10 Most

Part 5 (7 marks)

- 1 (had) phoned/(had) called/rang (had rung) the/their/Jim and Daisy's school
 2 10/ten o'clock (a.m./in the morning)
 3 shoulder
 4 (3/three) hours
 5 biscuits/cookies
 6 ((small/some) pieces of) wood
 7 hills//top of (the/some) hills

Part 6 (5 marks)

- 1 opened/read 2 at/for 3 ago 4 who/that
 5 tell/teach

Part 7 (15 marks)

e.g. A tortoise went into a tall building. He went to the top. He found some plants to eat on the roof.

e.g. One day, Frank the tortoise decided to go for a walk. There was a tall building with a red door. Frank went inside and got in the lift. He went to the top of the building. Frank was very happy because there was a garden on the roof with lots of nice plants to eat.

Speaking

Part	Examiner does this:	Examiner says this:	Minimum response expected from child:	Back-up questions:
	Usher brings in and introduces candidate to examiner.			
	Candidate enters.	<p>Hello. My name's Jane/Ms Smith.</p> <p>What's your surname?</p> <p>How old are you?</p>	<p><i>Hello.</i></p> <p><i>Silver</i></p> <p><i>eleven</i></p>	<p>What's your family name?</p> <p>Are you <i>eleven</i>?</p>
1	<p>Shows candidate both Find the Differences pictures.</p> <p>Points to the trees in each picture.</p> <p>Describes things without pointing.</p>	<p>Now, here are two pictures. My picture is nearly the same as yours, but some things are different.</p> <p>For example, in my picture there are two trees, but in your picture there are three. OK?</p> <p>I'm going to say something about my picture. You tell me how your picture is different.</p> <p>In my picture, the car is blue.</p> <p>In my picture, there's a bat above the tent.</p> <p>In my picture, the girl's wearing trousers.</p> <p>In my picture, the girl's holding a torch/flashlight.</p> <p>In my picture, there's a rabbit in the car.</p> <p>In my picture, the woman's going into the tent.</p>	<p><i>In my picture, it's yellow.</i></p> <p><i>In my picture, there's a butterfly above the tent.</i></p> <p><i>In my picture, the girl's wearing a skirt.</i></p> <p><i>In my picture, she's holding a flag.</i></p> <p><i>In my picture, there isn't a rabbit in the car.</i></p> <p><i>In my picture, the woman's coming out of the tent.</i></p>	<p>1. Point at relevant difference(s).</p> <p>2. Repeat statement.</p> <p>3. Ask back-up question.</p> <p>What colour is the car?</p> <p>Is there a bat above the tent?</p> <p>Is the girl wearing trousers?</p> <p>What's the girl holding?</p> <p>Is there a rabbit in the car?</p> <p>Is the woman going into the tent?</p>
2	<p>Shows candidate both house information pages. Then points to candidate's information page.</p> <p>Points to the girl on candidate's information page.</p> <p>Asks the questions.</p> <p>Points to the boy on candidate's information page.</p> <p>Responds using information on examiner's information page.</p>	<p>Mary's house and Tom's house are in this street. I don't know anything about Mary's house, but you do. So I'm going to ask you some questions.</p> <p>How many people live in Mary's house?</p> <p>How old is the house?</p> <p>Is Mary's house big or small?</p> <p>What colour is the front door?</p> <p>Where does Mary do her homework?</p> <p>Now you don't know anything about Tom's house, so you ask me some questions.</p> <p>It's small.</p> <p>100 years old</p> <p>4 people</p> <p>in the dining room</p> <p>It's white.</p>	<p><i>8 (people)</i></p> <p><i>5 years old</i></p> <p><i>(It's) big.</i></p> <p><i>(It's) blue.</i></p> <p><i>(in her) bedroom</i></p> <p><i>Is Tom's house big or small?</i></p> <p><i>How old is the house?</i></p> <p><i>How many people live there?</i></p> <p><i>Where does Tom do his homework?</i></p> <p><i>What colour is the front door?</i></p>	<p>Point at information cues if necessary.</p> <p>Point at information cues if necessary.</p>

Part	Examiner does this:	Examiner says this:	Minimum response expected from child:	Back-up questions:
3	Shows candidate Picture Story . Allows time to look at the pictures.	<p>These pictures tell a story. It's called 'Betty's birthday party'. Just look at the pictures first.</p> <p>It's Betty's birthday today. Her mother's making a cake. Betty's getting some sugar for the cake. She has to stand on a chair.</p> <p>Now you tell the story.</p>	<p><i>Betty has fallen. She has hurt her leg. Betty can't walk. She's going to bed.</i></p> <p><i>She's very sad.</i></p> <p><i>Betty's sleeping. Her friends have come to see her.</i></p> <p><i>Betty's friends are giving her presents. Her mother's bringing the birthday cake. Everyone's enjoying the party.</i></p>	<p>1. Point at the pictures. 2. Ask questions about the pictures.</p> <p>What has happened? What has Betty hurt? Why is Betty going to bed? How is she feeling? What is Betty doing now? Who has come to see her? What are Betty's friends giving her? What's her mother bringing? Is it a good party?</p>
4	Puts the pictures away and turns to the candidate.	<p>Now, let's talk about your school.</p> <p>What time do you go to school?</p> <p>How do you go to school?</p> <p>What's your favourite lesson?</p> <p>What sports do you play at school?</p> <p>Tell me about your best friend at school.</p>	<p><i>(at) 8 o'clock</i></p> <p><i>by bus</i></p> <p><i>English</i></p> <p><i>football</i></p> <p><i>His/Her name's ... He's/She's tall. He/She has short hair.</i></p>	<p>Do you go to school at 8 o'clock? Do you go by bus? Do you like English? Do you play football?</p> <p>What's his/her name? Is he/she tall? Does he/she have short hair?</p>
		<p>OK, thank you, *. Goodbye.</p>	<p>Goodbye.</p>	

* Remember to use the child's name throughout the test.


Test 2 Answers

Listening

Part 1 (5 marks)

Lines should be drawn between:

- 1 Robert and the boy with glasses, and shorts, trying on a belt
- 2 Katy and the woman with curly hair, standing behind the coats
- 3 Sally and the woman putting a shoe on the little boy
- 4 Paul and the boy wearing a hat, holding a bat
- 5 Daisy and the girl wearing a blue skirt, with a new pair of gloves



Part 2 (5 marks)

- 1 Pegasus
- 2 basketball
- 3 famous
- 4 3.45
- 5 stories

Part 3 (5 marks)


- 1 Lucy - H - chocolate factory
- 2 Jane - G - restaurant
- 3 Oliver - A - airport
- 4 Jim - C - market
- 5 Helen - D - library

Part 4 (5 marks)

- 1 C
- 2 B
- 3 A
- 4 B
- 5 C

Part 5 (5 marks)

- 1 Colour the star on the tent without the parrot - yellow
- 2 Write 'CAMP' on the flag
- 3 Colour the rucksack on the boy pointing at the butterfly - red
- 4 Colour the bigger umbrella with the tortoise under it - green
- 5 Write 'BRIDGE' on the sign on the tree



TRANSCRIPT *Hello. This is the Cambridge English Flyers Listening Test.*

Part 1 Listen and look. There is one example.

- GIRL: Oh look! This is a great new shop.
 MAN: Oh yes, and it looks busy today. Do you know the girl who's holding the skirt?
 GIRL: The one with the red socks? That's Betty.

Can you see the line? This is an example. Now you listen and draw lines.

- MAN: Who's the boy with the glasses?
 GIRL: Which boy? The one who's wearing the shorts and putting on the very nice belt?
 MAN: Yes.
 GIRL: That's Robert, my friend.
 MAN: Is he going to buy anything?
 GIRL: No, everything's too expensive in this shop!

- GIRL: And can you see that woman with the curly hair?
 MAN: The one with the bag who's looking at that striped shirt?
 GIRL: No, the one who's standing behind the coats.
 MAN: Oh yes, I can see her.
 GIRL: That's Katy. She works here on Saturdays.
 MAN: There are two women in front of the shelves.
 GIRL: Yes, and look, one of them's my Aunt Sally.
 MAN: Is she the woman who's wearing the spotted dress?
 GIRL: No, she's the one who's putting those shoes on the little boy.
 MAN: I don't think he likes them very much!

GIRL: Can you see that boy with the baseball cap?
 MAN: Oh yes. He's got a bat in his hand.
 GIRL: That's Paul. He plays a lot of sports.
 MAN: Why's he here?
 GIRL: He wanted to see the new shop, I think.

GIRL: Do you know anyone here?
 MAN: Yes. I know the girl in the blue skirt. She's my daughter's best friend, Daisy.
 GIRL: She's just bought some new gloves.
 MAN: Yes, she has.

Now listen to Part 1 again.

[Part 1 is repeated.]

That is the end of Part 1.

Part 2 Listen and look. There is one example.

WOMAN: Now listen, boys and girls, there's going to be a new school magazine.
 BOY: Oh that's interesting. Can we do something for the magazine?
 WOMAN: Yes, you can draw something. The magazine will need some pictures.
 BOY: OK. That's great. I'm good at drawing.

Can you see the answer? Now you listen and write.

BOY: What's the name of the magazine, Miss Green?
 WOMAN: Well, David, class seven chose the name. It's going to be Pegasus.
 BOY: Is that P-E-G-A-S-U-S?
 WOMAN: Yes, that's right. And you can buy the first one next Thursday.
 BOY: And what's going to be in it next week?
 WOMAN: Well, there's going to be something about the basketball competition at the school.
 BOY: Oh good. My brother's a great player.
 WOMAN: And listen ... Every month one of the student journalists is going to talk to someone famous.
 BOY: Oh, perhaps it'll be my favourite singer!
 WOMAN: If you want to help with this magazine there'll be a meeting today.
 BOY: What time?
 WOMAN: It's at 3.30 ... sorry, no, that's too early. It'll be at 3.45 in my office.
 BOY: Shall we bring anything with us? Some funny pictures?
 WOMAN: No, I'd like you to think of some funny stories, if you can. We might put them in the magazine.
 BOY: OK, that's easy! I've got lots of ideas.

Now listen to Part 2 again.

[Part 2 is repeated.]

That is the end of Part 2.

Part 3 Listen and look. There is one example.

Helen's family went to different places at the weekend. Where did each person go?

MAN: Hello, Helen. It was a lovely, sunny weekend wasn't it? Where did you and your family go?
 WOMAN: Hello, Alex. Well, everyone wanted to do different things!
 MAN: What did your husband Richard do?
 WOMAN: He went to a very old castle. He had to drive for three hours to get there but it was beautiful.
 MAN: Did he take any photos?
 WOMAN: Yes, he did. They're amazing!

Can you see the letter E? Now you listen and write a letter in each box.

MAN: And what about your daughters? You've got two, haven't you?
 WOMAN: That's right.
 MAN: So what about your younger daughter, it's Lucy isn't it?
 WOMAN: Yes. She went with some friends to a factory where they make chocolate!
 MAN: Great! Did she enjoy it?
 WOMAN: Yes, but of course she ate too much! She brought back some lovely presents, so everyone was happy!
 MAN: That sounds brilliant.
 MAN: And what about your other daughter?
 WOMAN: Jane? She's nineteen and she usually has to study at the weekend. But she didn't study this weekend!
 MAN: What did she do?
 WOMAN: It was her best friend's birthday so she went to a restaurant for noodles on Saturday evening. They wanted to go to the theatre after the meal but they couldn't get any tickets.
 MAN: And your son? Did he stay at home playing on the computer again?
 WOMAN: No, he didn't. Oliver loves flying. He reads a lot of magazines about it. He went out with his friend on Saturday to look at those enormous new planes.
 MAN: Oh, did they go to the airport?
 WOMAN: Yes, they did. His friend's dad took them there.
 MAN: That sounds good.
 MAN: And what about your cousin, Jim? Isn't he staying with you this week?
 WOMAN: Yes, that's right. He went to the old town on Saturday.
 MAN: Did he go to the market?
 WOMAN: Yes, he likes looking for unusual old things.
 MAN: Did he buy anything?
 WOMAN: Yes, he bought a silver model of a plane!
 MAN: And, what did you do, Helen?
 WOMAN: I took some books back to the library. I wanted to go to the hospital to see my friend and her new baby but I didn't have time.

MAN: When will you go?
WOMAN: I'm going to go this evening.

Now listen to Part 3 again.

[Part 3 is repeated.]

That is the end of Part 3.

*Part 4 Listen and look. There is one example.
What time does Harry's family have to leave the house?*

WOMAN: Hello Harry. So that was your last day at school and tomorrow we are going to go on holiday!

BOY: Yes, it's great! What time do we have to leave the house? Is it quarter past seven?

WOMAN: I told you yesterday. It's quarter to seven.

BOY: It's very early, Mum.

WOMAN: We'll all have to get up at 5.30!

Can you see the tick? Now you listen and tick the box.

1 What must Harry take on holiday?

WOMAN: Can you get your things ready for the holiday now? Don't forget your new toothbrush!

BOY: Yes, Mum. I don't need many things. I don't need to take a jacket, do I?

WOMAN: No.

BOY: Can I take my new roller skates?

WOMAN: I think they're too heavy.

2 Where is Harry's diary?

BOY: Where's my diary? I want to take it on holiday. I can write about everything that happens.

WOMAN: It's on the balcony, isn't it? On the little table.

BOY: Oh, look. I've found it. It's here on the bookcase. Who put it there?

WOMAN: Grandma! She likes everything to be tidy.

BOY: My diary should always be with my comics under my desk.

WOMAN: OK, so don't leave it downstairs every night!

3 Where would Harry most like to go?

WOMAN: There are going to be lots of great places to see, Harry. There's a zoo.

BOY: Yes, we could go there. But there's another more interesting place.

WOMAN: What's that? Is it the caves?

BOY: Yes, my friend William says it's very exciting there. And please, Mum ...

WOMAN: What?

BOY: I don't want to go to any museums with Dad!

4 What animal did Harry's family film last year?

BOY: Do you remember the big octopus we saw on holiday last year?

WOMAN: Oh yes, I thought it was very ugly.

BOY: I wanted to video it but I didn't have my camera that day.

WOMAN: But we filmed that funny monkey outside the hotel, didn't we?

BOY: Yes. Will we see any animals this time?

WOMAN: Well, in the country we are going to visit there are lots of camels, Harry.

5 What is Harry's mum going to buy?

WOMAN: Now, have I got everything we need?

BOY: Did you remember the pizzas for dinner tonight?

WOMAN: Yes, they're in the fridge. And I got Grandma's medicine too.

BOY: What about a map? Last year we got lost.

WOMAN: Oh yes. Good idea. I'll go and get one from the bookshop now.

BOY: OK, Mum. See you later!

Now listen to Part 4 again.

[Part 4 is repeated.]

That is the end of Part 4.

Part 5 Listen and look at the picture. There is one example.

MAN: Look at this picture. It shows two children in the jungle.

GIRL: Yes, I love that hippo in the lake. It isn't frightening.

MAN: No, it isn't. It's enjoying being in the water.

GIRL: Yes, it is! Shall I colour it blue. Is that OK?

MAN: Fine. That's a good colour.

Can you see the blue hippo? This is an example. Now you listen and colour and write.

1

GIRL: I can see two tents. One of them has a parrot on top of it.

MAN: Yes, it does.

GIRL: Can I colour it?

MAN: Can you colour the other one instead? But only colour the star.

GIRL: Can I do it yellow?

MAN: All right. That's your favourite colour, isn't it?

GIRL: Yes, it is!

2

GIRL: I'd like to write something on this picture.

MAN: OK. Can you see the flag?

GIRL: Yes, I can. It's moving in the wind.

MAN: It is. Write the word CAMP on it.

GIRL: Why? Is this where the children eat and sleep?

MAN: That's right. They can make a fire, too.

3

GIRL: The boys have rucksacks.

MAN: Oh, yes. For their food and water, I think.

GIRL: Can I colour the one on the ground? Near the boy on the left?
 MAN: Well, why don't you do the one on the other boy's back?
 GIRL: No problem! He's pointing at that beautiful creature. Look! It's a butterfly. Are you happy with red?
 MAN: Yes, that's a good colour.

4

MAN: It's very hot in the jungle. The boys need umbrellas.
 GIRL: I could colour one of them. What do you think?
 MAN: If you want! Colour the bigger one green.
 GIRL: OK. There's a tortoise! It's sleeping under it.
 MAN: Yes, that's a surprise in the jungle!
 GIRL: I know!

5

MAN: And can you write something else now, too?
 GIRL: Yes, I'd like that. I'm good at writing.
 MAN: Can you see the piece of wood on the tree?
 GIRL: The tree near the boy on the left?
 MAN: Yes. Can you write BRIDGE on it?
 GIRL: The people can go there to cross the river.
 MAN: That's right. Well done! It's a great picture now!

Now listen to Part 5 again.

[Part 5 is repeated.]

That is the end of the Flyers Listening Test.

Reading and Writing

Part 1 (10 marks)

1 salt 2 a mechanic 3 a ring 4 a cook
 5 jam 6 a flashlight 7 a comb
 8 an astronaut 9 artists 10 cheese

Part 2 (5 marks)

1 E 2 G 3 A 4 F 5 C

Part 3 (6 marks)

1 watch 2 warm 3 bored 4 took
 5 ice 6 David wants a winter swim

Part 4 (10 marks)

1 enough 2 The 3 called 4 but 5 its
 6 think 7 hearing 8 up 9 few
 10 where

Part 5 (7 marks)

1 five/5 (years old) 2 orange//the colour orange//
 that orange 3 (paint) brushes 4 train
 5 (some) (old) newspapers//(a) newspaper
 6 3/three hours 7 bed and cupboards//cupboards
 and bed

Part 6 (5 marks)

1 at 2 hour 3 to 4 it 5 had/ate/got//
 ordered/chose/bought

Part 7 (15 marks)

e.g. A boy had to go on a school trip. He was too late for the bus. His mum took him to the station in a taxi.

e.g. 'Hurry up, George! You'll be late,' said his mum. George quickly put his things in his suitcase and ran for the bus. But he was too late.

'Oh no!' said George. 'Now I can't go on the school trip!'

'Don't worry,' said his mum. 'We can go to the station by taxi.'

The taxi was very fast and George arrived at the station before the bus.

Speaking

Part	Examiner does this:	Examiner says this:	Minimum response expected from child:	Back-up questions:
	Usher brings in and introduces candidate to examiner.			
	Candidate enters.	<p>Hello. My name's Jane/Ms Smith.</p> <p>What's your surname?</p> <p>How old are you?</p>	<p><i>Hello.</i></p> <p><i>Silver</i></p> <p><i>eleven</i></p>	<p>What's your family name?</p> <p>Are you eleven?</p>
1	<p>Shows candidate both Find the Differences pictures.</p> <p>Points to the camel in each picture.</p> <p>Describes things without pointing.</p>	<p>Now, here are two pictures. My picture is nearly the same as yours, but some things are different.</p> <p>For example, in my picture the camel's got a short tail, but in your picture it's got a long tail. OK?</p> <p>I'm going to say something about my picture. You tell me how your picture is different.</p> <p>In my picture, there are stripes on the tent.</p> <p>In my picture, there are four planes.</p> <p>In my picture, I can see a man with a white hat. He's selling ice-cream.</p> <p>In my picture, the elephant is behind the trees.</p> <p>In my picture, the woman with the umbrella is talking to a girl.</p> <p>In my picture, there's a swan on the island.</p>	<p><i>In my picture, there are spots on the tent.</i></p> <p><i>In my picture, there are five planes.</i></p> <p><i>In my picture, the man with the white hat is selling burgers.</i></p> <p><i>In my picture, the elephant is in front of the trees.</i></p> <p><i>In my picture, the woman with the umbrella is talking to a boy.</i></p> <p><i>In my picture, there isn't a swan on the island.</i></p>	<p>1. Point at relevant difference(s).</p> <p>2. Repeat statement.</p> <p>3. Ask back-up question.</p> <p>Are there stripes on the tent?</p> <p>How many planes are there?</p> <p>What's the man with the white hat selling?</p> <p>Where's the elephant?</p> <p>Who's the woman with the umbrella talking to?</p> <p>Is there a swan on the island?</p>
2	<p>Shows candidate both magazine information pages. Then points to candidate's information page.</p> <p>Points to the boy on candidate's information page.</p> <p>Asks the questions.</p>	<p>Charlie and Emma get a magazine every week, I don't know anything about Charlie's magazine, but you do. So I'm going to ask you some questions.</p> <p>What day does Charlie get the magazine?</p> <p>What's the name of the magazine?</p> <p>Who buys the magazine for Charlie?</p> <p>Is it expensive?</p> <p>What's it about?</p>	<p><i>(on) Tuesday</i></p> <p><i>Our Planet</i></p> <p><i>(his) mother</i></p> <p><i>yes</i></p> <p><i>animals</i></p>	<p>Point at the information if necessary.</p>
	Points to the girl on candidate's information page.	<p>Now you don't know anything about Emma's magazine, so you ask me some questions.</p>		

Part	Examiner does this:	Examiner says this:	Minimum response expected from child:	Back-up questions:
	Responds using information on examiner's information page.	<p>It's called New Faces.</p> <p>It's about music.</p> <p>No, it isn't.</p> <p>on Friday</p> <p>her father</p>	<p><i>What's the name of the magazine?</i></p> <p><i>What's it about?</i></p> <p><i>Is it expensive?</i></p> <p><i>What day does Emma get the magazine?</i></p> <p><i>Who buys the magazine for Emma?</i></p>	Point at information cues if necessary.
3	Shows candidate Picture Story . Allows time to look at the pictures.	<p>These pictures tell a story. It's called 'The key'. Just look at the pictures first.</p> <p>Sarah and her mum have come home from the shops. Mum is looking for the front door key.</p> <p>Now you tell the story.</p>	<p><i>Mum can't find her key.</i></p> <p><i>Sarah's saying, 'Look! That window's open.'</i></p> <p><i>Sarah's climbing in the window.</i></p> <p><i>Sarah's opening the door.</i></p> <p><i>Mum has found the key. It was in her pocket. Sarah and her mum are laughing.</i></p>	<p>1. Point at the pictures.</p> <p>2. Ask questions about the pictures.</p> <p>Can Mum find the key?</p> <p>What's Sarah saying?</p> <p>What's Sarah doing now?</p> <p>And what's Sarah doing now?</p> <p>Why are they laughing?</p>
4	Puts the pictures away and turns to the candidate.	<p>Now let's talk about the things you do.</p> <p>What do you do in the morning before school?</p> <p>Where do you play after school?</p> <p>What do you like doing at weekends?</p> <p>What are your hobbies?</p> <p>Tell me about the things you do in the evenings.</p>	<p><i>have breakfast</i></p> <p><i>(in the) park</i></p> <p><i>shopping</i></p> <p><i>computer games</i></p> <p><i>I watch TV.</i></p> <p><i>I do my homework.</i></p> <p><i>I go to bed at nine o'clock</i></p>	<p>Do you have breakfast?</p> <p>Do you play in the park?</p> <p>Do you like shopping?</p> <p>Do you play computer games?</p> <p>Do you watch TV?</p> <p>Do you do your homework?</p> <p>What time do you go to bed?</p>
		<p>OK, thank you, *.</p> <p>Goodbye.</p>	<p>Goodbye.</p>	

* Remember to use the child's name throughout the test.

Test 3 Answers

Listening

Part 1 (5 marks)

Lines should be drawn between:

- 1 Sarah and the woman carrying a small suitcase, wearing a spotted dress
- 2 Frank and the man reading a newspaper, sitting next to a pair of skis
- 3 Katy and the girl with a drum, wearing sunglasses
- 4 Jack and the man buying a book at a bookshop, with a long striped scarf
- 5 Helen and the woman sitting next to the plants, with a handbag with a butterfly



Part 2 (5 marks)

- 1 bridge 2 stripes 3 pasta 4 flag 5 picnic

Part 3 (5 marks)


- 1 Oliver – D – magazine 2 Jane – C – gloves 3 Michael – H – torch
4 Kim – E – chopsticks 5 Sally – G – toy racing car

Part 4 (5 marks)

- 1 C 2 B 3 A 4 B 5 C

Part 5 (5 marks)

- 1 Colour the bigger cup on the shelf – red
- 2 Colour the chocolate on top of the fridge – orange
- 3 Write 'SUGAR' on the bag near the cookies
- 4 Write 'OLIVES' on the big bowl on the shelf
- 5 Colour the scissors next to the cooker – blue



TRANSCRIPT *Hello. This is the Cambridge English Flyers Listening Test.*

Part 1 Listen and look. There is one example.

- BOY: It's busy in the station today, isn't it Mum?
WOMAN: Yes, lots of people are going away.
BOY: You know that man with the shorts, don't you?
WOMAN: The one who's holding the umbrella? That's Jim.
BOY: Do you know him very well?
WOMAN: Not very well.
- Can you see the line? This is an example. Now you listen and draw lines.*
- BOY: Do you know any other people here?
WOMAN: Can you see the woman who's carrying a small suitcase?
BOY: Yes. She's wearing a dress with spots.
WOMAN: That's my friend, Sarah.

- BOY: Oh. Where's she going?
WOMAN: She's going to visit her cousin.
- BOY: And there's someone I know here, Mum.
WOMAN: Who's that?
BOY: Can you see that man who's reading the newspaper?
WOMAN: The one who's got curly hair?
BOY: No, the one who's sitting next to his skis. He taught me last year.
WOMAN: Oh yes, I remember him. His name's Frank.
- WOMAN: Look! Can you see that girl with the drum?
BOY: Yes, I can. I'd like to play it.
WOMAN: Me too! Do you like her sunglasses?
BOY: Yes, I do. What's her name?
WOMAN: Katy. She lives near the station.
- BOY: And who's the man who's making the coffee?

WOMAN: Sorry, I don't know him. But I do know the man who's buying something at the bookshop.

BOY: Oh. What's his name?

WOMAN: That's Jack.

BOY: Ooh, he's got a great striped scarf!

WOMAN: Yes, he has, hasn't he?

WOMAN: Can you see the woman who's sitting next to those plants?

BOY: Oh yes.

WOMAN: She's a friend of your aunt's.

BOY: Yes, I like the butterfly on her handbag! What's her name?

WOMAN: Her name's Helen.

Now listen to Part 1 again.

[Part 1 is repeated.]

That is the end of Part 1.

Part 2 *Listen and look. There is one example.*

BOY: Mom, there's going to be a race next Sunday. I'd like to run in it with all my friends.

WOMAN: Great. When will it start?

BOY: I have the time here on this paper. It says midday.

WOMAN: OK, I can take you in the car.

BOY: Thanks, Mom. I want to be there early!

Can you see the answer? Now you listen and write.

WOMAN: Where will the race start, David?

BOY: We'll have to meet outside the school first but that's not where we'll start.

WOMAN: Oh.

BOY: No, we're going to start from the bridge.

WOMAN: I see. What are you going to wear?

BOY: What about my new T-shirt? The one with the stripes.

WOMAN: That's a good idea.

BOY: My teacher says that it's important to eat the right food before the race.

WOMAN: A nice burger and fries?

BOY: No, Mom. You have to eat pasta. That's the best food.

WOMAN: OK. I can cook some for you.

BOY: Thanks. The race is going to be a long one. We'll have to go through the town.

WOMAN: And when will you know it's the end of the race?

BOY: We'll see a flag. Someone will wave it at the finishing line.

WOMAN: OK, I'll be there with Dad to watch you. What will happen after the race?

BOY: I'm going to meet my friends in the park.

WOMAN: What are you going to do there?

BOY: We'll have a picnic.

WOMAN: That's great!

Now listen to Part 2 again.

[Part 2 is repeated.]

That is the end of Part 2.

Part 3 *Listen and look. There is one example.*

What did Mrs Green buy for each person?

BOY: Hello, Mrs Green. Wow, you've done a lot of shopping!

WOMAN: Yes, William. I've bought some presents. I went to the shops and some of my friends and family asked me to buy some things.

BOY: Is this lovely ring a present?

WOMAN: Yes, it is. My friend Emma wanted it. It's not very expensive, but it's got a nice stone in it.

BOY: I'm sure she'll like it!

Can you see the letter B? Now you listen and write a letter in each box.

BOY: This looks interesting.

WOMAN: Yes, do you like the pictures inside it?

BOY: Yes, I do. Look at that racing car! It's amazing!

WOMAN: Well, this magazine is for my husband, Oliver. He buys it every week but he forgot yesterday when he was in town.

BOY: You have a sister, don't you, Mrs Green? Did you get her anything?

WOMAN: Well, Jane wanted a new belt. I looked for one but I couldn't find anything. I decided to get her these gloves.

BOY: Does she have cold hands?

WOMAN: She often says so! The wool is very nice, isn't it!

BOY: What's this, Mrs Green? Is it a torch?

WOMAN: Yes, it's for my son, Michael. He loves going inside caves. He needs lots of light when he's there.

BOY: Why's that?

WOMAN: Because it's so dark in there.

BOY: I've never been inside a cave. I don't like bats or frightening creatures like that!

WOMAN: No, I don't!

BOY: And what about these chopsticks? Are they for you?

WOMAN: No, they're for my friend, Kim.

BOY: Are they made from wood?

WOMAN: Yes, they are. She doesn't like plastic so I had to buy these. She asked me for some forks, too. We saw them when we were in a market last week. Today they weren't there.

BOY: And who's this car for? I love the design.

WOMAN: Yes, it's fantastic isn't it? It's for my daughter Sally. She loves collecting them.

BOY: Has she got lots of them?

WOMAN: Yes, she has. You must come and see them soon.

Now listen to Part 3 again.

[Part 3 is repeated.]

That is the end of Part 3.

Part 4 *Listen and look. There is one example.*

What's the new museum near to?

MAN: Hello Grace. Did you enjoy your visit to the new museum?

GIRL: Yes, Dad. It was interesting.

MAN: Where is this museum? I've never been there. It's near the university, isn't it?

GIRL: No, it's near the theatre. It's easier to get to than the old museum.

MAN: Yes, I remember. The old museum was near the fire station.

Can you see the tick? Now you listen and tick the box.

1 What did Grace like best in the museum?

MAN: So what did you like best in the museum, Grace? Was there a dinosaur?

GIRL: Yes, but it wasn't very good, Dad. But I loved the big octopus.

MAN: What else did you see?

GIRL: Well, there was a shark but I didn't like that very much.

2 What did Grace do first?

MAN: What did you do first when you arrived at the museum?

GIRL: Well, we wanted to take some pictures. But we couldn't.

MAN: Oh I see. Did you have to write things down in your book?

GIRL: No. A man talked to us about the museum before we looked at anything.

MAN: Oh, that's good.

3 What was the film about?

GIRL: There was a little cinema in the basement of the museum.

MAN: Did you see a good film?

GIRL: I wanted to see the film about deserts but that was on last week.

MAN: Oh, so what did you see? Something about animals?

GIRL: No, we saw a film about the pyramids. It was interesting.

4 What was the treasure box made of?

GIRL: There were some very old things in the museum. I saw a treasure box. It was full of gold!

MAN: Oh, that's great. And what was the box made of? Was it silver?

GIRL: No, it was made of very old wood.

MAN: I'd like to see it one day.

5 What will Grace have to take to class tomorrow?

MAN: So what will you do in class tomorrow?

GIRL: We're going to make a big picture. I'm going to take these postcards that I bought at the museum.

MAN: You should take some glue.

GIRL: No, we've got that at school.

MAN: And remember to take your new backpack.

GIRL: Oh, no ... it's still at school. I forgot it.

Now listen to Part 4 again.

[Part 4 is repeated.]

That is the end of Part 4.

Part 5 *Listen and look at the picture. There is one example.*

MAN: Look at this picture. It's a nice kitchen.

GIRL: Oh, yes. I can see two people. I think they're cooking.

MAN: Yes, they are. Perhaps they're making a cake. Would you like to colour something?

GIRL: OK. Well, next to the boy there's some butter. Can I colour it purple?

MAN: That's a funny colour for it! But OK, do that.

GIRL: Great! I'm colouring it now.

Can you see the purple butter? This is an example. Now you listen and colour and write.

1

MAN: Can you see the cup on the shelf?

GIRL: Which one? There are two of them.

MAN: The bigger one. Can you see it?

GIRL: Yes, I can. OK, no problem. I'm going to colour it red.

2

GIRL: I can see some chocolate in the kitchen.

MAN: Oh, yes, it's near the small bowl, isn't it?

GIRL: Well, there's some on top of the fridge, too. It looks nicer.

MAN: Yes, I think it does. Can you colour it orange? What about that?

GIRL: Yes, OK. I think that's a good idea.

3

MAN: Would you like to write something on the picture?

GIRL: Yes, I'm ready.

MAN: Can you see the bag near the cookies?

GIRL: Yes, I can.

MAN: Please write SUGAR on it.

GIRL: OK. I'm writing that now.

4

GIRL: And can I write something else in the kitchen?

MAN: What would you like to write?

GIRL: Can you see the very big bowl on the shelf?

MAN: Yes, I can. Well, why don't you write the word OLIVES on it? That's great!

5

GIRL: I'd like to colour something blue now.

MAN: OK, then. Can you see the scissors?

GIRL: The ones at the front?

MAN: No. How about the ones next to the boy on the right?

GIRL: Yes, I prefer them. Can I colour them?

MAN: Yes. Thanks. We've finished now.

GIRL: Good. I think the picture looks great.

Now listen to Part 5 again.

[Part 5 is repeated.]

That is the end of the Flyers

Listening Test.

Reading and Writing

Part 1 (10 marks)

- 1 a factory 2 a dentist 3 knives
4 a queen 5 a comb 6 an airport
7 a waiter 8 meals 9 soap 10 a stadium

Part 2 (5 marks)

- 1 F 2 H 3 D 4 E 5 A

Part 3 (6 marks)

- 1 heavy 2 stairs 3 drove 4 city
5 forgotten 6 Dad and the house key

Part 4 (10 marks)

- 1 any 2 to 3 in 4 goes 5 If
6 But 7 all 8 something 9 Would
10 What

Part 5 (7 marks)

- 1 (three) (big) (blue) rucksacks/backpacks
2 bus
3 (mountain) village
4 the/their/a hotel
5 (the) houses//the (mountain) village (outside)
6 strange
7 (how) to ski (very)

Part 6 (5 marks)

- 1 he 2 wrote//put/asked 3 of
4 that/which 5 like/love/want

Part 7 (15 marks)

e.g. The children brought pets to school. A girl brought a spider. The teacher jumped when she saw the spider on her chair.

e.g. All the children in Betty's class brought their pets to school. Betty brought her spider. Michael brought his lizard. In the classroom Betty couldn't find her spider. Suddenly the teacher jumped. She was afraid of Betty's spider, which was on her chair. All the children laughed.

Speaking

Part	Examiner does this:	Examiner says this:	Minimum response expected from child:	Back-up questions:
	Usher brings in and introduces candidate to examiner.			
	Candidate enters.	<p>Hello. My name's Jane/Ms Smith.</p> <p>What's your surname?</p> <p>How old are you?</p>	<p><i>Hello.</i></p> <p><i>Silver</i></p> <p><i>eleven</i></p>	<p>What's your family name?</p> <p>Are you eleven?</p>
1	<p>Shows candidate both Find the Differences pictures.</p> <p>Points to the banana trees in each picture.</p> <p>Describes things without pointing.</p>	<p>Now, here are two pictures. My picture is nearly the same as yours, but some things are different.</p> <p>For example, in my picture there are three banana trees, but in your picture there are four. OK?</p> <p>I'm going to say something about my picture. You tell me how your picture is different.</p> <p>In my picture, the man's wearing red shorts.</p> <p>In my picture, two parrots are flying in the sky.</p> <p>In my picture, the boy in the water has got a rucksack on his back.</p> <p>In my picture, the car doors are open.</p> <p>In my picture, there's a frog in the girl's pocket.</p> <p>In my picture, the woman is wearing a spotted dress.</p>	<p><i>In my picture, he's wearing white shorts.</i></p> <p><i>In my picture, two butterflies are flying in the sky.</i></p> <p><i>In my picture, the boy hasn't got a rucksack.</i></p> <p><i>In my picture, the car doors are closed.</i></p> <p><i>In my picture, there's a mouse in the girl's pocket.</i></p> <p><i>In my picture, she's wearing a striped dress.</i></p>	<p>1. Point at relevant difference(s).</p> <p>2. Repeat statement.</p> <p>3. Ask back-up question.</p> <p>What colour are the man's shorts?</p> <p>What's flying in the sky?</p> <p>Has the boy got a rucksack on his back?</p> <p>Are the car doors open?</p> <p>What's in the girl's pocket?</p> <p>Is the woman wearing a spotted dress?</p>
2	<p>Shows candidate both school information pages. Then points to candidate's information page.</p> <p>Points to the girl on candidate's information page.</p> <p>Asks the questions.</p>	<p>Betty and David go to different schools. I don't know anything about Betty's school, but you do. So I'm going to ask you some questions.</p> <p>What's the name of Betty's school?</p> <p>What time does school start?</p> <p>How many children study there?</p> <p>What sport does Betty play there?</p> <p>Where's the school?</p>	<p><i>Park School</i></p> <p><i>(at) 8.30</i></p> <p><i>500</i></p> <p><i>tennis</i></p> <p><i>(It's) near the post office.</i></p>	<p>Point at the information if necessary.</p>

* Remember to use the child's name throughout the test.

Part	Examiner does this:	Examiner says this:	Minimum response expected from child:	Back-up questions:
	<p>Points to the boy on candidate's information page.</p> <p>Responds using information on examiner's information page.</p>	<p>Now you don't know anything about David's school, so you ask me some questions.</p> <p>Greenhill School</p> <p>It's behind the cinema.</p> <p>450</p> <p>at 9 o'clock</p> <p>basketball</p>	<p><i>What's the name of David's school?</i></p> <p><i>Where is it?</i></p> <p><i>How many children study there?</i></p> <p><i>What time does school start?</i></p> <p><i>What sport does David play there?</i></p>	<p>Point at information cues if necessary.</p>
3	<p>Shows candidate Picture Story. Allows time to look at the pictures.</p>	<p>These pictures tell a story. It's called 'Charlie and the elephant'. Just look at the pictures first.</p> <p>Charlie's in the garden with his mother. He's eating some fruit and his mother's reading a book.</p> <p>Now you tell the story.</p>	<p><i>Charlie can see an elephant. It's coming into the garden.</i></p> <p><i>Charlie is giving the elephant a banana. The elephant likes bananas.</i></p> <p><i>A man from the circus has come to get the elephant.</i></p> <p><i>Charlie and his mother are watching the elephant in the circus. They're very happy.</i></p>	<p>1. Point at the pictures.</p> <p>2. Ask questions about the pictures.</p> <p>What can Charlie see?</p> <p>What is Charlie giving the elephant? Does the elephant like bananas?</p> <p>Who has come to the house?</p> <p>Where are Charlie and his mother? What are they watching?</p>
4	<p>Puts the pictures away and turns to the candidate.</p>	<p>Now let's talk about your holidays.</p> <p>When do you have holidays?</p> <p>Where do you like to go on holiday?</p> <p>What do you like doing on holiday?</p> <p>Who do you go on holiday with?</p> <p>Tell me about your last holiday.</p>	<p><i>(in the) summer</i></p> <p><i>(to the) beach</i></p> <p><i>swimming</i></p> <p><i>my family</i></p> <p><i>We went to the mountains. I went skiing. I had fun.</i></p>	<p>Do you have holidays in the summer?</p> <p>Do you like going to the beach?</p> <p>Do you like swimming?</p> <p>Do you go with your family?</p> <p>Where did you go last holiday? What did you do? Did you have fun?</p>
		<p>OK. Thank you, *.</p> <p>Goodbye.</p>	<p>Goodbye.</p>	

* Remember to use the child's name throughout the test.

Starters, Movers *and* Flyers Vocabulary List

For ease of reference, vocabulary is arranged in semantic groups or themes. Some words appear under more than one heading.

In addition to the thematic groups, vocabulary is also categorised by grammatical groups. 'Nouns' and 'Verbs' contain items that were *not* covered in the thematic lists. The other grammatical lists contain all relevant items.

Thematic vocabulary list

	Starters		Movers		Flyers	
Animals	animal bear bee bird cat chicken cow crocodile dog donkey duck elephant fish (s + pl) frog giraffe goat	hippo horse jellyfish lizard monkey mouse/mice pet polar bear sheep (s + pl) snake spider tail tiger zebra zoo	bat cage dolphin fly jungle kangaroo kitten lion	panda parrot penguin puppy rabbit shark snail whale	beetle butterfly camel creature dinosaur eagle extinct fur	insect nest octopus swan tortoise wild wing
The body & the face	arm body ear eye face foot/feet hair	hand head leg mouth nose smile	back beard blond(e) curly fair fat moustache	neck shoulder stomach straight thin tooth/teeth	elbow finger	knee toe
Clothes	bag baseball cap boots clothes dress glasses handbag hat jacket jeans	shirt shoe shorts skirt sock trousers T-shirt watch wear	coat helmet scarf	sweater swimsuit	belt bracelet costume crown glove necklace pajamas (UK pyjamas) pocket pyjamas (US pajamas)	ring spot spotted stripe striped sunglasses trainers umbrella uniform
Colours	black blue brown colour (US color) gray (UK grey) green grey (US gray)	orange pink purple red white yellow			gold silver spot	spotted stripe striped

	Starters		Movers		Flyers	
Family & friends	baby boy brother child/children classmate cousin dad family father friend girl grandfather grandma	grandmother grandpa kids live man/men mother mum old person/people sister woman/women young	aunt daughter granddaughter grandparent grandson	grown-up parent son uncle	husband married	surname wife
Food & drink	apple banana bean bread breakfast burger cake candy (UK sweet(s)) carrot chicken chips (US fries) chocolate coconut dinner drink eat egg fish food fries (UK chips) fruit grape ice cream	juice kiwi lemon lemonade lime lunch mango meat meatballs milk onion orange pea pear pie pineapple potato rice sausage sweet(s) (US candy) tomato water watermelon	bottle bowl cheese coffee cup glass hungry milkshake noodles pancake	pasta picnic plate salad sandwich sauce soup tea thirsty vegetable	biscuit (US cookie) butter cereal chopsticks cookie (UK biscuit) flour fork honey jam knife meal	olives pepper piece pizza salt smell snack spoon strawberry sugar taste yoghurt
Health			cold cough cry dentist doctor earache fall fine headache hospital	hurt ill matter (what's the matter?) nurse sick stomach-ache temperature tired toothache	bandage chemist(s) cut	fall over medicine x-ray
The home	apartment (UK flat) armchair bath	bathroom bed bedroom bookcase	address balcony basement blanket	downstairs dream elevator (UK lift)	brush comb cooker cushion	diary entrance envelope fridge

Starters, Movers and Flyers Vocabulary List

	Starters		Movers		Flyers	
The home (Continued)	box camera chair clock computer cupboard desk dining room doll door flat (US apartment) flower garden hall home house kitchen lamp	living room mat mirror painting phone picture radio room rug sleep sofa table television/TV toy tree TV/television wall watch window	floor (e.g. ground, 1st, etc.) internet lift (US elevator) message roof seat shower	stair(s) toothbrush toothpaste towel upstairs wash	gate key letter (as in mail) oven screen shampoo	shelf soap stamp step swing telephone
IT	tablet		app e-book	laptop	(open and close) a file programme (US program)	search (n) wifi
Materials	paper				card glass gold metal	plastic silver wood wool
Names	Alex Alice Anna Ben Bill Dan Eva Grace Hugo Jill	Kim Lucy Mark Matt May Nick Pat Sam Sue Tom	Charlie Clare Daisy Fred Jack Jane Jim Julia	Lily Mary Paul Peter Sally Vicky Zoe	Betty David Emma Frank George Harry Helen Holly	Katy Michael Oliver Richard Robert Sarah Sophia William
Numbers	1–20		21–100 1st – 20th	hundred pair	101–1,000 21st – 31st million	several thousand
Places & directions	behind between bookshop end (n) here in in front of next to on	park playground shop (US store) store (UK shop) street there under zoo	above below building bus station bus stop café car park centre (US center) circle circus city/town centre (US center) farm funfair hospital library	map market near opposite place road shopping centre (US center) sports centre (US center) square station straight supermarket swimming pool town/city centre (US center)	airport bank bridge castle chemist('s) club college corner east factory fire station front get to hotel kilometre (US kilometer) left London	middle museum north over path police station post office restaurant right skyscraper south stadium straight on theatre (US theater) university way west

	Starters		Movers		Flyers	
School	alphabet	mouse	break	teach	art	maths (US math)
	answer	(computer)	homework	text	backpack	online
	ask	music	internet	website	(UK rucksack)	project
	board	number	mistake		bin	rucksack (US backpack)
	book	open			club	science
	bookcase	page			college	scissors
	class	painting (n)			competition	screen
	classroom	paper			dictionary	shelf
	close	part			flag	student
	colour	pen			geography	study
	(US color)	pencil			glue	subject
	computer	picture			group	timetable
	correct	playground			gym	university
	crayons	poster			history	
	cross	question			language	
	cupboard	read				
	desk	right (as in correct)				
	door	rubber (US eraser)				
	draw	ruler				
	English	school				
	eraser (UK rubber)	sentence				
	example	sit				
	find	spell				
	floor	stand				
	keyboard	story				
	(computer)	teacher				
	know	tell				
	learn	tick				
	lesson	understand				
	letter (as in alphabet)	wall				
line	window					
listen	word					
look	write					
Sports & leisure	badminton	favourite	band (music)	net	backpack	meet
	ball	(US favorite)	CD	party	(UK rucksack)	member
	baseball	fishing	cinema	player	cartoon	online
	basketball	fly	comic	pool	channel	pop music
	bat (as sports equipment)	football	comic book	practice	chess	prize
		(US soccer)	dance (n + v)	present	collect	programme
	beach	game	drive (n)	ride (n)	concert	(US program)
	bike	guitar	DVD	roller skates	diary	puzzle
	boat	hit	email	roller skating	drum	quiz
	book	hobby	film (US movie)	sail	festival	race
	bounce	hockey	fish	score (v)	flashlight	rock music
	camera	jump	go shopping	skate	(UK torch)	rucksack (US backpack)
	catch	kick (v)	goal	skip	golf	score (n)
	(e.g. a ball)	kite	holiday	sports centre (US center)	hotel	ski (n + v)
	doll	listen	hop	swim (n)	instrument	sledge
	draw	music	ice skates	swimming pool	invitation	snowball
	drawing	painting	ice skating	text	join (a club)	snowboard
	drive (v)	photo	kick (n)	towel	magazine	snowboarding
	enjoy	piano	movie (UK film)		match (football)	

Starters, Movers and Flyers Vocabulary List

	Starters		Movers		Flyers	
Sports & leisure (Continued)	picture play radio read ride (v) run sing skateboard skateboarding soccer (UK football) song sport	story swim (v) table tennis take a photo/ picture television/TV tennis tennis racket throw toy TV/television walk (v) watch	video	walk (n)	snowman stage (theatre) suitcase swing team tent torch (US flashlight)	tune tyre (US tire) umbrella violin volleyball winner
Time	afternoon birthday clock day evening in	morning night today watch year	after (prep) always before (prep) every never o'clock sometimes week weekend yesterday	Days of the week: Monday Tuesday Wednesday Thursday Friday Saturday Sunday	a.m. after (adv + conj) ago autumn (US fall) before (adv + conj) calendar century date (as in time) early end (v) fall (UK autumn) future half hour how long late later midday midnight minute month p.m.	past quarter spring summer time tomorrow tonight winter Months of the year: January February March April May June July August September October November December
Toys	alien ball balloon baseball basketball bike board game boat car doll football (US soccer) game	helicopter kite lorry (US truck) monster motorbike plane robot soccer (UK football) teddy (bear) toy train truck (UK lorry)	model		crown	
Transport	bike boat bus	car drive (v) fly	bus station bus stop drive (n)	driver ride (n) station	airport ambulance bicycle	fire engine (US fire truck) journey

	Starters	Movers	Flyers	
Transport (Continued)	go helicopter lorry (US truck) motorbike plane ride (v)	run ship swim train truck (UK lorry)	ticket trip tractor	lift (ride) spaceship motorway taxi passenger timetable platform tour racing (car; bike) traffic railway wheel rocket
Weather	sun	cloud cloudy ice rain rainbow sky	snow sunny weather wind windy	fog foggy storm
Work	teacher	circus clown cook dentist doctor driver farmer	film (US movie) star hospital nurse pirate pop star work	actor manager airport mechanic ambulance meeting artist news astronaut newspaper business office businessman/ woman photographer pilot designer police officer engineer police station factory queen fire engine rocket (US fire truck) singer fire fighter taxi job waiter journalist
The world around us	beach sand sea shell street	sun tree water	building mountain city plant country river countryside road field rock forest sky grass star ground town island village jungle waterfall lake wave leaf/leaves world moon	air hill bridge land castle ocean cave planet desert pond Earth pyramid entrance space environment stone exit stream fire view future wood gate

Grammatical vocabulary list

	Starters	Movers	Flyers	
Nouns	fun name paint	thing try	age machine bottom noise difference outside idea shape inside shopping kind top laugh treasure	adventure information bit king conversation light design money engine postcard guess problem hole secret

Starters, Movers and Flyers Vocabulary List

	Starters		Movers		Flyers	
Nouns (Continued)					sound surprise win	secret zero
Verbs – regular	add clap clean complete count like look at love paint	pick up point show start stop talk try want wave	call carry change climb dress up drop dry fix help invite laugh	look for move need practise shop shout travel wait water	act agree appear arrive believe borrow camp chat cycle decide design disappear enter (a competition) explain explore fetch finish follow guess happen hate hope hurry improve invent lift	look after look like mind mix post prefer prepare pull push remember repair repeat save sound stay thank tidy touch turn turn off turn on use visit whisper whistle wish
Verbs – irregular	be can choose come do get give go to bed go to sleep	have have got hold let's make put say see would like	be called bring build buy catch (e.g. a bus) feed get dressed get off get on get undressed get up grow	have (got) to hide lose mean must put on send take take off (i.e. get undressed) teach think wake (up)	begin break burn feel find out forget go out hear keep	leave let lie (as in lie down) make sure sell speak spend take (e.g. it takes 20 minutes)
Exclamations	bye Cool! don't worry Fantastic! goodbye Great!	hello Hi! Hooray! oh dear See you! Wow!	Brilliant! fine Come on!	Amazing! Excellent! Go away! If you want!	In a minute! No problem! you're welcome	

	Starters		Movers		Flyers	
Adjectives	angry	long	afraid	huge	alone	left (as in direction)
	beautiful	my	all	hungry	amazing	
	big	new	all right	ill	bored	light
	black	nice	asleep	last	broken	lovely
	blue	OK	awake	little	cheap	low
	brown	old	back	loud	dark	lucky
	clean	open	bad	naughty	dear (as in Dear Harry)	married
	closed	orange	best	pretty	deep	metal
	cool	our	better	quick	delicious	missing
	correct	paper	blond(e)	quiet	early	next
	dirty	pink	boring	round	empty	noisy
	double	purple	bottom	safe	enormous	online
	English	red	brave	second	enough	plastic
	fantastic	right	brilliant	sick	excellent	pleased
	favourite (US favorite)	(as in correct) sad	busy	slow	excited	poor
	fun	scary	careful	square	expensive	popular
	funny	short	clever	straight	extinct	racing (car; bike)
	good	silly	cloudy	strong	far	ready
	gray (UK grey)	small	cold	sunny	fast	rich
	great	sorry	curly	surprised	foggy	right
	green	their	dangerous	sweet	friendly	same
	grey (US gray)	ugly	different	tall	frightening	several
	happy	white	difficult	terrible	front	silver
	her	yellow	dry	thin	full	soft
	his	young	easy	third	furry	sore
	its	your	exciting	thirsty	glass	special
			fair	tired	gold	spotted
			famous	weak	middle	strange
			fat	well	half	striped
			fine	wet	hard	sure
			first	windy	heavy	tidy
			frightened	worse	high	unfriendly
			hot	worst	horrible	unhappy
				wrong	important	unkind
					interested	untidy
					interesting	unusual
					kind	warm
					large	wild
					late	wonderful
					lazy	worried
Determiners	a/an	some	all	every	a little	much
	a lot of	that	another	more	a few	other
	lots of	the	any	most	each	such
	many	these	both			
	no	this				
	one	those				
Adverbs	a lot	now	all	better	a little	anywhere
	again	really	all right	carefully	actually	as
	here	there	always	down	after	as ... as
	home	today	back	downstairs	ago	at the moment
	lots	too	badly	first	already	away
	no	very	best	how	also	before
	not	yes				

Starters, Movers and Flyers Vocabulary List

	Starters		Movers		Flyers	
Adverbs (Continued)			how much how often inside last loudly more most near never o'clock off often on only out outside	quickly quietly round second slowly sometimes then third top up upstairs well when worse worst yesterday	by myself by yourself early else ever everywhere far fast hard how long instead just late later much next nowhere	of course once over perhaps quite so somewhere soon still straight on suddenly together tomorrow tonight usually yet
Prepositions	about at behind between for from in in front of	like next to of on to under with	above after along around at before below by down inside	into near off on opposite out of outside round than up	across during for over past	since through until without
Conjunctions	and but or		because than when		after before if	so while
Pronouns	a lot he her hers him his I it its lots me mine one	ours she that theirs them these they this those us we you yours	another any both everyone everything more most	nothing someone something where which who	anyone anything each enough	much no-one other
Modals	can/cannot/ can't		could (as in past of can for ability) must	shall would	could (for possibility) may might	should will
Question words	how how many how old pardon what	where which who whose	how much how often	when why	how long	

Flyers

AUTHENTIC
EXAMINATION PAPERS

1

Authentic examination papers for learners preparing for the revised exam from 2018.

This collection of examination papers for *Cambridge English: Flyers (YLE Flyers)* provides ideal exam practice.

The Answer Booklet accompanies *Cambridge English: Flyers 1 Student's Book* and Audio CD. It contains answers for all three tests, the audioscripts and examples of the type of interchange to expect in the Speaking test. It also includes the *Cambridge English: Flyers* vocabulary list, organised by theme.

An Audio CD (which contains the listening sections of the tests) and the Student's Book are available separately.

CEFR	Cambridge English Scale	Cambridge English Exam
A2	120-139	Cambridge English: Flyers (YLE Flyers)
A1	100-119	Cambridge English: Movers (YLE Movers)
	80-99	Cambridge English: Starters (YLE Starters)

ISBN 978-1-316-63595-7



9 781316 635957 >