



CAMBRIDGE
UNIVERSITY PRESS



CAMBRIDGE ENGLISH
Language Assessment
Part of the University of Cambridge

Cambridge English




Starters

AUTHENTIC
EXAMINATION
PAPERS

1



ANSWER BOOKLET



For revised exam from 2018



CAMBRIDGE
UNIVERSITY PRESS



CAMBRIDGE ENGLISH
Language Assessment
Part of the University of Cambridge

Contents

Cambridge English



Starters

AUTHENTIC
EXAMINATION
PAPERS

1

ANSWER BOOKLET

Cambridge University Press

www.cambridge.org/elt

Cambridge English Language Assessment

www.cambridgeenglish.org

Information on this title: www.cambridge.org/9781316635933

© Cambridge University Press and UCLES 2017

This publication is in copyright. Subject to statutory exception and to the provisions of relevant collective licensing agreements, no reproduction of any part may take place without the written permission of Cambridge University Press.

First published 2017

20 19 18 17 16 15 14 13 12 11 10 9 8 7 6 5 4 3 2 1

Printed in Dubai by Oriental Press

A catalogue record for this publication is available from the British Library

ISBN 978-1-316-63589-6 Student's Book

ISBN 978-1-316-63593-3 Answer Booklet

ISBN 978-1-316-63597-1 Audio CD

The publishers have no responsibility for the persistence or accuracy of URLs for external or third-party internet websites referred to in this publication, and do not guarantee that any content on such websites is, or will remain, accurate or appropriate. Information regarding prices, travel timetables, and other factual information given in this work is correct at the time of first printing but the publishers do not guarantee the accuracy of such information thereafter.

Cover illustration: (T) IvanNikulin/iStock/Getty Images Plus; (B) adekvat/iStock/Getty Images Plus

Contents

Introduction	4
Test 1 Answers	6
Test 2 Answers	11
Test 3 Answers	16
<i>Starters</i> Vocabulary List	21

Introduction

The *Cambridge English: Young Learners* tests offer an elementary-level testing system (up to CEFR level A2) for learners of English between the ages of 7 and 12. The tests include three key levels of assessment: *Starters*, *Movers* and *Flyers*.

Starters is the first level in the system. Test instructions are very simple and consist only of words and structures specified in the syllabus.

The complete test lasts for less than an hour and has the following components: Listening, Reading and Writing, and Speaking.

	length	number of parts	number of questions
Listening	approx. 20 minutes	4	20
Reading and Writing	20 minutes	5	25
Speaking	approx. 3–5 minutes	4	–

Candidates need a pen or pencil for the Reading and Writing paper, and coloured pens or pencils for the Listening paper. All answers are written on the question papers.

Listening

In general, the aim is to focus on the 'here and now' and to use language in meaningful contexts. In addition to multiple-choice and short-answer questions, candidates are asked to use coloured pencils to mark their responses to one task. There are four parts. Each part begins with a clear example.

part	main skill focus	input	expected response	number of items
1	listening for names and descriptions	picture, names and dialogue	draw lines to match names to people in a picture	5
2	listening for numbers and spellings	form or page of notepad with missing words and dialogue	write words or numbers in gaps	5
3	listening for specific information of various kinds	3-option multiple-choice pictures and dialogues	tick box under correct picture	5
4	listening for words, colours and prepositions	picture and dialogue	carry out instructions; locate objects and colour correctly (range of colours is: black, blue, brown, green, grey, orange, pink, purple, red, yellow)	5

Reading and Writing

Again, the focus is on the 'here and now' and the use of language in meaningful contexts where possible. To complete the test, candidates need a single pen or pencil. There are five parts, each starting with a clear example.

part	main skill focus	input	expected response	number of items
1	reading short sentences and recognising words	words, pictures and sentences	tick or cross to show if sentence is true or false	5
2	reading sentences about a picture and writing one-word answers	picture and sentences	write 'yes' / 'no'	5
3	spelling of single words	pictures and sets of jumbled letters	write words	5
4	reading a text and copying words	cloze text, words and pictures	choose and copy missing words	5
5	reading questions about a picture story and writing one-word answers	story presented through three pictures and questions	write one-word answers to questions	5

Speaking

In the Speaking test, the candidate speaks with one examiner for between three and five minutes. The format of the test is explained in advance to the child in their native language, by a teacher or person familiar to them. This person then takes the child into the exam room and introduces them to the examiner.

Speaking ability is assessed according to various criteria, including vocabulary, pronunciation and interaction.

part	main skill focus	input	expected response
1	understanding and following spoken instructions	scene picture and object cards	point to the correct part of the picture
2	understanding and following spoken instructions	scene picture	respond to questions about the picture
3	understanding and following spoken instructions	four object cards	answer questions with short answers
4	understanding and responding to personal questions	no visual prompt	answer questions with short answers

Further information

Further information about *Cambridge English: Young Learners* can be obtained from:

Cambridge English Language Assessment
1 Hills Road
Cambridge CB1 2EU
United Kingdom

www.cambridgeenglish.org/help
www.cambridgeenglish.org/younglearners


Test 1 Answers

Listening

Part 1 (5 marks)

Lines should be drawn between:

- 1 Grace and the girl reading under the tree
- 2 Dan and the boy waving and holding a bat
- 3 Alex and the boy skateboarding
- 4 Eva and the girl with purple boots, flying a kite
- 5 Alice and the girl with black hair, playing a board game



Part 2 (5 marks)

- 1 Ben (correct spelling) 2 12
- 3 5 4 18
- 5 Hall (correct spelling)

Part 3 (5 marks)

- 1 B 2 C 3 B 4 B 5 A

Part 4 (5 marks)

- 1 Colour the cake in the boy's hand – pink
- 2 Colour the cake on the girl with short hair's plate – yellow
- 3 Colour the cake on the mat in front of the door – orange
- 4 Colour the cake in front of the cat – green
- 5 Colour the cake next to the girl's mother (she's pointing at it) – blue



TRANSCRIPT *Hello. This is the Cambridge English Starters Listening Test.*

Part 1 *Look at Part 1. Now look at the picture.*

Listen and look. There is one example.

BOY: Look! My friends are in the park.
 WOMAN: Is Mark there?
 BOY: Yes, he's fishing.
 WOMAN: Oh yes, I can see. Mark's got a fish now.

Can you see the line? This is an example.

Now you listen and draw lines.

1

BOY: There's Grace. She's sitting under the tree.
 WOMAN: Oh yes, she's reading.

BOY: Yes, Grace loves doing that.
 WOMAN: Oh. Me too!

2

BOY: Oh look! Dan's there too.
 WOMAN: Is Dan holding a baseball bat?
 BOY: Yes, and he's waving at his friends.
 WOMAN: Right.

3

BOY: There's Alex. Can you see him? He's got a new skateboard.
 WOMAN: That's nice!
 BOY: Yes. Alex loves skateboarding!
 WOMAN: I know.

4

BOY: Can you see Eva?
 WOMAN: Is she the one with the kite?
 BOY: Yes, she is.
 WOMAN: I like Eva's purple boots. They're beautiful!

5

WOMAN: Who's that girl with the long black hair at the table?
 BOY: At the table? That's my friend Alice.
 WOMAN: Does Alice enjoy playing board games?
 BOY: Yes, she does.

Now listen to Part 1 again.

[The recording is repeated.]

That is the end of Part 1.

Part 2 *Look at the picture. Listen and write a name or a number. There are two examples.*

WOMAN: Hello. Are you Tom?
 BOY: Yes, that's right.
 WOMAN: Can you spell your name for me, Tom?
 BOY: Yes. It's T-O-M.
 WOMAN: Great. Thanks.
 WOMAN: And how old are you, Tom?
 BOY: I'm eleven!
 WOMAN: Eleven?
 BOY: Yes!

Can you see the answers?

Now you listen and write a name or a number.

1

WOMAN: Is that your brother?
 BOY: No, he's my friend.
 WOMAN: OK. And what's his name?
 BOY: Ben.
 WOMAN: Is that B-E-N?
 BOY: Yes ... Ben.

2

WOMAN: Is he a good friend?
 BOY: Yes, he's a very good friend!
 WOMAN: And how old is he?
 BOY: Oh, he's twelve.
 WOMAN: Twelve.
 BOY: Yes.

3

WOMAN: And is that his brother on the bike there?
 BOY: Yes – and you know what?
 WOMAN: What?
 BOY: He's got five brothers!
 WOMAN: Five brothers! And what about sisters?
 BOY: No. No sisters!

4

WOMAN: So do you go to school with him?
 BOY: Yes, I do.
 WOMAN: And how many children are there in your class?
 BOY: Eighteen.
 WOMAN: Eighteen? That's not a very big class.
 BOY: No, but it's a very nice class!

5

WOMAN: And do you like your teacher?
 BOY: Oh yes!
 WOMAN: What's her name?
 BOY: Mrs Hall. That's H-A-L-L.
 WOMAN: Mrs Hall. Thanks.

Now listen to Part 2 again.

[The recording is repeated.]

That is the end of Part 2.

Part 3 *Look at the pictures. Now listen and look. There is one example.*

Which is Kim's bag?

MAN: Is that your bag, Kim – the one with the flowers on it?
 GIRL: No, mine's the small one.
 MAN: But with flowers on it?
 GIRL: Yes, and two birds.

Can you see the tick?

Now you listen and tick the box.

1 *What is Anna taking to school?*

WOMAN: Have you got your books for school, Anna ... and some pens?
 GIRL: Yes, Mum!
 WOMAN: And have you got your jacket? It's cold today.
 GIRL: No, Mum. But I don't want it and I'm not taking it!
 WOMAN: Oh Anna! OK, then.

2 *Which is Bill's dad?*

WOMAN: Where's your dad today, Bill? Is he playing basketball?
 BOY: No, he's in the garden.
 WOMAN: Is he cleaning the car?
 BOY: No, he's painting the window. Look, there he is!

3 *What would Sam like to do?*

GIRL: It's a nice day today. Let's have a game of tennis, Sam.
 BOY: Oh, not today. Can we play on the computer?
 GIRL: OK. Can we play my animal game?
 BOY: Oh, not that again. I've got a new robot game. Let's play that!
 GIRL: Oh, OK then.

4 *Which is Jill's bedroom?*

MAN: Is your bedroom big, Jill?
 GIRL: Yes, it's very big and it's got two beds, and there's a desk under the window ...
 MAN: And is there a TV in your room?
 GIRL: No, I can't have one.
 MAN: Oh.

5 Which is Nick's brother?

- GIRL: Look over there, Nick. That boy's eating a burger. Is he your brother?
 BOY: Where ... oh him ... no. That's his friend. My brother's there. He's watching the football.
 GIRL: What? The boy with the camera?
 BOY: No, the one with the glasses.
 GIRL: Right!

Now listen to Part 3 again.

[The recording is repeated.]

That is the end of Part 3.

Part 4 Look at the picture. Listen and look. There is one example.

- MAN: Can you see the cakes in this picture?
 GIRL: Yes, I can. There are lots!
 MAN: There's a cake in the cupboard. Can you see that one?
 GIRL: In the cupboard? Oh yes. Can I colour that cake brown?
 MAN: Brown? Yes, OK.

Can you see the brown cake in the cupboard?

This is an example.

Now you listen and colour.

1

- MAN: Can you see the boy?
 GIRL: Yes, he's got a cake in his hand.
 MAN: Yes, well colour that cake pink.
 GIRL: I'm doing that now.
 MAN: That's very nice.

2

- MAN: And there's a small girl at the table with short hair. Can you see her?
 GIRL: Yes, she's got a big cake.
 MAN: Yes. Can you colour the girl's cake yellow please?
 GIRL: OK then.

3

- MAN: And look over there. Can you see the cake on the mat?

- GIRL: On the mat?
 MAN: Yes. Can you colour it orange?
 GIRL: Yes, I can.

4

- GIRL: There's a cake in front of the cat!
 MAN: In front of the cat? Oh yes, there is.
 GIRL: Can I colour that cake green?
 MAN: Oh, OK.

5

- MAN: Now, can you see the cake next to the girl's mother?
 GIRL: Yes, she's pointing at it!
 MAN: That's right. Can you colour the cake blue, please?
 GIRL: OK. I'm colouring it now.
 MAN: That's a very nice picture.
 GIRL: Thanks!

Now listen to Part 4 again.

[The recording is repeated.]

That is the end of the Starters Listening Test.

Reading and Writing

Part 1 (5 marks)

- 1 ✓ 2 ✓ 3 ✗ 4 ✗ 5 ✓

Part 2 (5 marks)

- 1 no 2 yes 3 yes 4 no 5 yes

Part 3 (5 marks)

- 1 pear 2 lemon 3 orange 4 banana
 5 pineapple

Part 4 (5 marks)

- 1 kitchen 2 dinner 3 book 4 tablet
 5 rug

Part 5 (5 marks)

- 1 boy/brother/child 2 4/four 3 monkey
 4 girl 5 pointing

Speaking

Part	Examiner does this:	Examiner says this:	Minimum response expected from child:	Back-up questions:
	Usher brings in and introduces candidate to examiner.			
	Candidate enters.	Hello. My name's Jane/ Ms Smith. What's your name?	Hello. <i>(name)</i>	Is your name (child's name)?
1	Open Candidate booklet and point to Scene picture. Point to the lemonade in Scene picture. Point to Object cards.	Look at this. This is a food shop. The man is looking at the fruit. Here's the lemonade. *. Where's the monkey? Where are the oranges? Now look at these. Which is the shell? I'm putting the shell on the door. Now you put the shell between the watermelons. Which is the book/pen? Put the book/pen in front of the babies.	Points to items in picture. Points to Object card. Puts Object card in place. Points to Object card. Puts Object card in place.	Is this the monkey? Are these the oranges? Is this the shell? (pointing to shell) Where are the watermelons? <u>Between</u> the watermelons. Is this the book/pen? (pointing to book/pen) Where are the babies? <u>In front of</u> the babies.
2	Remove Object cards and point to a pineapple in Scene picture. Point to the woman. Point to the flowers. Close candidate booklet.	Now, *, what's this? What colour is it? How many pineapples are there? What's the woman doing? Tell me about the flowers.	pineapple yellow three phoning/talking They're pink. They're on the table.	Is it a pineapple? Is it white? Yellow? Are there two? Three? Is she phoning? What colour are the flowers? (Are they pink?) Where are they? (Are they on the table?)

* Remember to use the child's name throughout the test.

Test 1 Answers

Part	Examiner does this:	Examiner says this:	Minimum response expected from child:	Back-up questions:
3	Pick out 4 Object cards.			
3.1	Show fish card.	What's this? Do you eat fish? What do you eat for breakfast?	fish yes/no bread	Is it a fish? Do you eat bread?
3.2	Show eyes card.	What are these? What colour are your eyes? Do you wear glasses?	eyes brown yes/no	Are they eyes? Are your eyes brown?
3.3	Show guitar card.	What's this? Can you play the guitar? Where do you listen to music?	guitar yes/no (my) bedroom	Is it a guitar? Do you listen to music in your bedroom?
3.4	Show bear card.	What's this? Do you like bears? What's your favourite animal?	bear yes/no (a) dog	Is it a bear? Do you like dogs?
4	Put away all cards.	Now, *, do you live in a house or a flat/an apartment? Who lives in your house/flat/apartment? Is your bedroom big or small?	flat my family big	Do you live in a house? Does your family live in your house/flat/apartment? Is your bedroom big?
		OK. Thank you, *. Goodbye.	Goodbye.	

* Remember to use the child's name throughout the test.

Test 2 Answers

Listening

Part 1 (5 marks)

Lines should be drawn between:

- 1 Grace and the girl eating fries
- 2 Hugo and the boy standing in the sea, eating a burger
- 3 Alice and the girl reading under the tree
- 4 Mark and the boy fishing
- 5 Jill and the girl in the orange dress



Part 2 (5 marks)

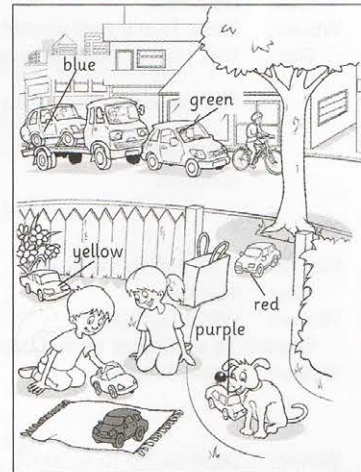
- 1 12 2 Robot (correct spelling)
- 3 6 4 Lucy (correct spelling)
- 5 3

Part 3 (5 marks)

- 1 A 2 C 3 B 4 B 5 A

Part 4 (5 marks)

- 1 Colour the car on the truck – blue
- 2 Colour the car next to the flowers – yellow
- 3 Colour the car behind the bike – green
- 4 Colour the car in the dog's mouth – purple
- 5 Colour the car between the bag and the tree – red



TRANSCRIPT *Hello. This is the Cambridge English Starters Listening Test.*

Part 1 *Look at Part 1. Now look at the picture. Listen and look. There is one example.*

BOY: Hello, Mrs White! Here's a picture of my friends.
 WOMAN: Oh, yes! They are on the beach.
 BOY: Yes, they are. There's my friend, Tom. He's playing badminton.
 WOMAN: I can see him. I like Tom's baseball cap.
 BOY: Yes – it's his favourite one.

Can you see the line? This is an example.

Now you listen and draw lines.

1

WOMAN: Who's that girl? She's sitting on the sand.
 BOY: That's my friend, Grace.
 WOMAN: What's Grace doing?
 BOY: She's eating fries. She loves them! So do I.
 WOMAN: Me too.

2

WOMAN: Look at that boy, he's eating a burger.
 BOY: Oh, that's Hugo.
 WOMAN: He's standing in the sea.
 BOY: Yes, he is. Hugo loves the sea.
 WOMAN: I love it too.

3

BOY: Can you see my friend, Alice?
 WOMAN: Who's Alice?
 BOY: She's that girl, there. She's sitting under the tree.
 WOMAN: Oh, yes. She's reading a book. Is it good?
 BOY: Yes, it is. It's mine! It's about aliens.

4

WOMAN: Is that your friend in the boat too?
 BOY: Mark? Yes, Mark's my friend.
 WOMAN: Does he like fishing?
 BOY: Yes, he does.

5

WOMAN: Is that a jellyfish in the water? They're scary.

BOY: Yes, it is! It's really big! Jill's looking at it.
WOMAN: Oh yes. Jill's wearing an orange dress.
BOY: It's a fantastic picture!

Now listen to Part 1 again.

[The recording is repeated.]

That is the end of Part 1.

Part 2 *Look at the picture. Listen and write a name or a number. There are two examples.*

WOMAN: Hello May. Is this your monster?
GIRL: Yes. His name's Pink.
WOMAN: Is that P-I-N-K?
GIRL: Yes, that's right.
WOMAN: How old is he?
GIRL: He's two.
WOMAN: Two? That's very young!
GIRL: Yes. He's a small baby monster.

Can you see the answers?

Now you listen and write a name or a number.

1

WOMAN: Where does he live?
GIRL: In a bus.
WOMAN: Which number?
GIRL: It's a number twelve bus.
WOMAN: Twelve! Right.

2

WOMAN: Does he go to school?
GIRL: Yes, he does. It's a school for monsters.
WOMAN: What's its name?
GIRL: Robot School.
WOMAN: Is that R-O-B-O-T?
GIRL: Yes.

3

WOMAN: How many legs has he got?
GIRL: Legs? Oooh ... he's got six.
WOMAN: Six?
GIRL: Yes, that's right.

4

GIRL: He lives with a friend.
WOMAN: Is his friend a monster?
GIRL: No, a chicken. Her name's Lucy.
WOMAN: Is that L-U-C-Y?
GIRL: Yes.

5

GIRL: She's got some eggs.
WOMAN: Has she? How many?
GIRL: Erm ... she's got three.
WOMAN: Sorry?
GIRL: She's got three brown eggs.

Now listen to Part 2 again.

[The recording is repeated.]

That is the end of Part 2.

Part 3 *Look at the pictures. Now listen and look. There is one example.*

What is Bill wearing?

MAN: Is that Bill in a black jacket?
GIRL: No, that's Bill's brother. Bill's next to the door.
MAN: In the T-shirt and trousers?
GIRL: Yes, that's him. He's talking to the man with the blue shirt.

Can you see the tick?

Now you listen and tick the box.

1 What is Pat's favourite animal?

WOMAN: What animals do you like, Pat?
BOY: Crocodiles are OK.
WOMAN: Oh, I don't like them. Do you like hippos?
BOY: No, they're ugly. Elephants are my favourite.

2 What is Anna's grandmother doing?

BOY: Is your grandmother sleeping, Anna?
GIRL: No, she's playing tennis with her friends. She loves sport.
BOY: Can she swim?
GIRL: Yes. Very well.

3 What can the baby do?

WOMAN: Does your baby brother like his new ball?
BOY: Yes, he does.
WOMAN: Can he bounce it?
BOY: No! And he can't catch it. But he can throw it. Look.

4 What does Sam want?

BOY: What food have we got, Mom?
WOMAN: There's some pineapple, Sam. Do you want that? Or some watermelon?
BOY: No thanks. Can I have a banana?
WOMAN: OK, here you are.

5 Where is the computer?

GIRL: Have you got a computer in your bedroom, Nick?
BOY: No, I haven't.
GIRL: Is there one in your kitchen?
BOY: No, our computer is in the living room.

Now listen to Part 3 again.

[The recording is repeated.]

That is the end of Part 3.

Part 4 Look at the picture. Listen and look.
There is one example.

MAN: Look at the children.
GIRL: What are they doing?
MAN: They're playing with some toy cars. Look at the car on the mat.
GIRL: Pardon?
MAN: The car on the mat. Can you colour it brown?
GIRL: Yes, I can.

Can you see the brown car on the mat? This is an example. Now you listen and colour.

1

MAN: Can you see the big truck?
GIRL: Yes, it's in the street. What's on it? Is it a car?
MAN: Yes, it is. Colour the car on the truck blue.
GIRL: OK.
MAN: Great, well done.

2

MAN: Can you see the flowers?
GIRL: Yes, I can. They're beautiful.
MAN: There's a toy car next to them.
GIRL: Yes, there is. Can I colour it?
MAN: OK. Colour the car next to the flowers yellow.
GIRL: All right. I'm colouring that now.

3

MAN: Now find the bike.
GIRL: OK. Where is it? Oh, I can see it. There's a car behind it.
MAN: That's right. Colour that car green.
GIRL: OK, I'm colouring the car behind the bike now.
MAN: Good.

4

MAN: What's that dog doing?
GIRL: He's playing with the children's car!

MAN: Yes, the car is in his mouth.
GIRL: That's very funny! I like dogs.
MAN: Me too. Can you colour that car purple?
GIRL: OK.

5

MAN: There's a toy car behind the bag.
GIRL: Yes, it's between the bag and that tree.
MAN: That's right. Can you colour the car behind the bag red?
GIRL: OK.
MAN: Good! What a fantastic picture!

Now listen to Part 4 again.

[The recording is repeated.]

That is the end of the Starters Listening Test.

Reading and Writing

Part 1 (5 marks)

1 ✓ 2 ✗ 3 ✓ 4 ✓ 5 ✗

Part 2 (5 marks)

1 no 2 yes 3 no 4 yes 5 yes

Part 3 (5 marks)

1 fish 2 bread 3 chips 4 tomato
5 burger

Part 4 (5 marks)

1 kitchen 2 television/TV 3 sofa 4 piano
5 pictures

Part 5 (5 marks)

1 flowers/plants, flower (garden)/plant/flowerbed/
flower bed 2 (the) cat/kitten 3 flying/looking
4 tree 5 kite

Speaking

Part	Examiner does this:	Examiner says this:	Minimum response expected from child:	Back-up questions:
	Usher brings in and introduces candidate to examiner.			
	Candidate enters.	Hello. My name's Jane/ Ms Smith. What's your name?	Hello. (name)	Is your name (child's name)?
1	Open Candidate booklet and point to Scene picture. Point to the table in Scene picture. Point to Object cards.	Look at this. This is a garden. It's a beautiful day. Here's the table. *. Where's the ball? Where are the shoes? Now look at these. Which is the guitar? I'm putting the guitar on the sun. Now you put the guitar under the tree. Which is the lemon/dress? Put the lemon/dress in front of the crocodile.	Points to items in picture. Points to Object card. Puts Object card in place. Points to Object card. Puts Object card in place.	Is this the ball? Are these the shoes? Is this the guitar? (pointing to guitar) Where's the tree? Under the tree. Is this the lemon/dress? (pointing to lemon/dress) Where's the crocodile? In front of the crocodile.
2	Remove Object cards and point to a flower in Scene picture. Point to the woman. Point to the girl in the pool. Close Candidate booklet.	Now, *, what's this? What colour is it? How many flowers are there? What's the woman doing? Tell me about this girl.	flower yellow four reading She's in the water. She's waving at the crocodile.	Is it a flower? Is it red? Yellow? Are there three? Four? Is she reading? Where's the girl? (Is she in the water?) What's the girl doing? (Is she waving?)

* Remember to use the child's name throughout the test.

Part	Examiner does this:	Examiner says this:	Minimum response expected from child:	Back-up questions:
3	Pick out 4 Object cards.			
3.1	Show bike card.	What's this? Can you ride a bike? Is your/this bike clean or dirty?	bike yes/no dirty	Is it a bike? Is your/this bike dirty?
3.2	Show fish card.	What's this? Do you eat fish? What's your favourite food?	fish yes/no bananas	Is it a fish? Do you like bananas?
3.3	Show phone card.	What's this? Do you have a phone? What colour is your/this phone?	phone yes/no pink	Is it a phone? Is your/this phone pink?
3.4	Show mouse card.	What's this? Do you like mice? What pet would you like to have?	mouse yes/no (a) dog	Is it a mouse? Would you like to have a dog?
4	Put away all cards.	Now, *, how old are you? Who do you play with? What sport do you like?	9 (my) friends football	Are you 9? Do you play with your friends? Do you like football?
		OK. Thank you, *. Goodbye.	Goodbye.	

* Remember to use the child's name throughout the test.

Test 3 Answers

Listening

Part 1 (5 marks)

Lines should be drawn between:

- 1 Sue and the girl wearing a baseball cap
- 2 Alex and the boy painting
- 3 Lucy and the girl wearing shorts
- 4 Matt and the boy holding crayons
- 5 Jill and the girl talking to the teacher



Part 2 (5 marks)


- 1 Ugly (correct spelling) 2 15
- 3 Rice (correct spelling) 4 20
- 5 Park (correct spelling)

Part 3 (5 marks)

- 1 C 2 A 3 A 4 B 5 C

Part 4 (5 marks)

- 1 Colour the bird under the tree – yellow
- 2 Colour the bird on the dog's head – pink
- 3 Colour the bird behind the girl – red
- 4 Colour the bird in the flowers – brown
- 5 Colour the bird that's flying – green



TRANSCRIPT *Hello. This is the Cambridge English Starters Listening Test.*

Part 1 *Look at Part 1. Now look at the picture. Listen and look. There is one example.*

GIRL: My friends are in the classroom.
 MAN: Is Hugo there?
 GIRL: Yes, he's looking at the poster on the wall.
 MAN: Oh yes, I see him.
 GIRL: Hugo loves animals.

Can you see the line? This is an example.

Now you listen and draw lines.

1

MAN: Who's opening the cupboard?
 GIRL: That's Sue.
 MAN: I like Sue's baseball cap. She's got lots of them.
 GIRL: That's her favourite one!

2

MAN: Where's your friend Alex?
 GIRL: He's painting a picture of a donkey.
 MAN: Alex's painting is really good!
 GIRL: It's fantastic!

3

GIRL: And that's Lucy. She's standing next to the door.
 MAN: And she's wearing shorts.
 GIRL: Lucy likes wearing them.
 MAN: OK.

4

GIRL: Can you see Matt?
 MAN: Is Matt holding a big box of crayons?
 GIRL: Yes, he's walking to the table with them.
 MAN: Great!

5

MAN: And one child's talking to the teacher.
 GIRL: That's Jill. I like her.
 MAN: Does Jill ask the teacher a lot of questions?
 GIRL: Oh yes!

Now listen to Part 1 again.

[The recording is repeated.]

That is the end of Part 1.

Part 2 Look at the picture. Listen and write a name or a number. There are two examples.

MAN: Do you know this boy?
 GIRL: Yes, he's one of my friends.
 MAN: What's his name?
 GIRL: Bill. It's Bill. You spell that B-I-L-L.
 MAN: What's he looking at?
 GIRL: A drawing of a monster. It's got lots of arms.
 MAN: How many has it got?
 GIRL: Six. It's got six arms!

Can you see the answers? Now you listen and write a name or a number.

1

MAN: Has Bill's monster got a name?
 GIRL: Yes, its name is Ugly. (laughs)
 MAN: Oh! How do you spell that name?
 GIRL: Ugly? You spell it U-G-L-Y.

2

GIRL: Bill's got lots of drawings of monsters. He puts them on his bedroom wall.
 MAN: How many drawings of monsters has he got?
 GIRL: Fifteen.
 MAN: Pardon?
 GIRL: Fifteen!
 MAN: Wow!

3

MAN: Does Bill have drawing lessons at school?
 GIRL: Yes, he does.
 MAN: What's his teacher's name?
 GIRL: Mrs Rice. You spell her name R-I-C-E. Do you know Mrs Rice?
 MAN: No, I don't.

4

MAN: Are there lots of children in Bill's class?
 GIRL: Yes. There are twenty boys in his class.
 MAN: Twenty boys! Are there girls too?
 GIRL: No, there are no girls at Bill's school.

5

MAN: So which school does Bill go to?
 GIRL: He goes to Park School.
 MAN: Park School. P-A-R-K?
 GIRL: Yes, Bill loves his school and drawing is his favourite lesson.
 MAN: Well, that's great!

Now listen to Part 2 again.

[The recording is repeated.]

That is the end of Part 2.

Part 3 Look at the pictures. Now listen and look. There is one example.

What does Kim want?

GIRL: Can I come shopping with you, Dad?
 MAN: Yes ... would you like some new jeans, Kim?
 GIRL: No, some new sunglasses!
 MAN: And I want a new camera. OK. Let's go!

Can you see the tick? Now you listen and tick the box.

1 What can Tom have for dinner?

BOY: Can we have fish and chips for dinner today, Mom?
 WOMAN: Not today, Tom, but we've got sausages. You like those.
 BOY: Can we have tomatoes and peas with them?
 WOMAN: Yes, we can.

2 Where is Anna?

GIRL: Where's Anna, Dad? Is she in the garden?
 MAN: No, she isn't. She's sleeping. Sshhh!
 GIRL: In her bedroom?
 MAN: No, in the living room in the armchair.

3 Which is May's mouse?

BOY: Is that your mouse, May? The one with grey ears?
 GIRL: No, my mouse has got a grey tail but his ears are white.
 BOY: The one with the grey body too?
 GIRL: No, it's got a white body. Look! It's that one!

4 Which sport is Ben doing today?

GIRL: Is Ben playing hockey today?
 MAN: Not today. He's playing baseball with his friends.
 GIRL: Oh! What's your favourite sport, Grandpa?
 MAN: I love badminton! It's great!

5 What is Alex doing now?

GIRL: What's Alex doing, Mum? Is he riding his bike?
 WOMAN: No, he's in his bedroom.
 GIRL: Is he drawing pictures again?
 WOMAN: No, he's playing his new computer game.

Now listen to Part 3 again.

[The recording is repeated.]

That is the end of Part 3.

Part 4 Look at the picture. Listen and look. There is one example.

BOY: There are lots of birds here. Can I colour one of them?
 WOMAN: Yes. There's a bird on the car. Can you see it?

BOY: The bird on the car ... ? Oh yes.
 WOMAN: Good. Colour it blue.

*Can you see the blue bird on the car?
 This is an example. Now you listen
 and colour.*

1

WOMAN: Now ... Let's colour the bird under the tree.
 BOY: OK. What colour?
 WOMAN: Colour the bird under the tree yellow,
 please.
 BOY: OK. I like doing this!

2

BOY: And there's a bird on the dog's head.
 WOMAN: Yes, it's funny!
 BOY: Can I colour that one?
 WOMAN: Yes, you can. Colour the bird on the
 dog's head pink.
 BOY: OK. I'm doing that now. That's my
 favourite colour.

3

WOMAN: One bird is behind the girl. Can you
 colour that one too, please?
 BOY: The bird behind the girl. OK. Can I do it
 red?
 WOMAN: Yes, that's good.
 BOY: Great!

4

WOMAN: Now find the bird in the flowers. Can you
 see it?
 BOY: Yes, I can.
 WOMAN: Good. Colour the bird in the flowers
 brown.
 BOY: Oh, OK.

5

BOY: One bird's flying.
 WOMAN: Yes, look! It's flying. Would you like to
 colour that bird now?
 BOY: Yes, I would!
 WOMAN: OK. Colour it green.
 BOY: OK. I love that colour too.
 WOMAN: Great. Well done! Thank you.

Now listen to Part 4 again.

[The recording is repeated.]

*That is the end of the Starters
 Listening Test.*

Reading and Writing

Part 1 (5 marks)

1 X 2 ✓ 3 X 4 X 5 ✓

Part 2 (5 marks)

1 yes 2 no 3 no 4 yes 5 no

Part 3 (5 marks)

1 lamp 2 sofa 3 clock 4 mirror
 5 computer

Part 4 (5 marks)

1 hats 2 books 3 sand 4 football
 5 fish/Fish

Part 5 (5 marks)

1 (tele)phone 2 table 3 boy/brother/son
 4 cake 5 dad, (a/the) dad(dy) (has), a/the man

Speaking

Part	Examiner does this:	Examiner says this:	Minimum response expected from child:	Back-up questions:
	Usher brings in and introduces candidate to examiner.			
	Candidate enters.	Hello. My name's Jane/ Ms Smith. What's your name?	Hello. <i>(name)</i>	Is your name (child's name)?
1	Open Candidate booklet and point to Scene picture. Point to the window in Scene picture. Point to Object cards.	Look at this. The children are in the living room. They're having fun. Here's the window. *. Where's the bookcase? Where are the flowers? Now look at these. Which is the egg? I'm putting the egg on the chair. Now you put the egg under the table. Which is the balloon/ radio? Put the balloon/radio between the lamp and the door.	Points to items in picture. Points to Object card. Puts Object card in place. Points to Object card. Puts Object card in place.	Is this the bookcase? Are these the flowers? Is this the egg? (pointing to egg) Where's the table? Under the table. Is this the balloon/radio? (pointing to balloon/radio) Where are the lamp and the door? Between the lamp and the door.
2	Remove Object cards and point to the red lorry in Scene picture. Point to the baby. Point to the girl. Close Candidate booklet.	Now, *, what's this? What colour is it? How many lorries/ trucks are there? What's the baby doing? Tell me about the girl.	lorry/truck red two sleeping She's sitting on the sofa. She's playing with a doll.	Is it a lorry/truck? Is it green? Red? Is there one? Two? Is she sleeping? Where is she sitting? (Is she sitting on the sofa?) What's she playing with? (Is she playing with a doll?)

* Remember to use the child's name throughout the test.

Test 3 Answers

Part	Examiner does this:	Examiner says this:	Minimum response expected from child:	Back-up questions:
3	Pick out 4 Object cards.			
3.1	Show basketball card.	What's this? Do you play basketball? What sport do you play with your friends?	basketball yes/no football	Is it basketball? Do you play football?
3.2	Show grapes card.	What are these? Do you eat grapes? What do you have for dinner?	grapes yes/no rice	Are they grapes? Do you have rice for dinner?
3.3	Show glasses card.	What are these? Do you wear glasses? What colour are your/ these glasses?	glasses yes/no black	Are they glasses? Are they black?
3.4	Show elephant card.	What's this? Do you like elephants? What's your favourite animal?	(an) elephant yes/no (a) monkey	Is it an elephant? Do you like monkeys?
4	Put away all cards.	Now, *, who do you sit next to at school? How old is your friend? Is your English teacher a man or a woman?	my friend 9 woman	Do you sit next to your friend? Is he/she 9? Is your English teacher a woman?
		OK. Thank you, *. Goodbye.	Goodbye.	

* Remember to use the child's name throughout the test.

Starters Vocabulary List

For ease of reference, vocabulary is arranged in semantic groups or themes. Some words appear under more than one heading.

In addition to the thematic groups, vocabulary is also categorised by grammatical groups. 'Nouns' and 'Verbs' contain items that were *not* covered in the thematic lists. The other grammatical lists contain all relevant items.

Thematic vocabulary list

Animals	animal	dog	hippo	sheep (s + pl)
	bear	donkey	horse	snake
	bee	duck	jellyfish	spider
	bird	elephant	lizard	tail
	cat	fish (s + pl)	monkey	tiger
	chicken	frog	mouse/mice	zebra
	cow	giraffe	pet	zoo
	crocodile	goat	polar bear	
The body & the face	arm	face	hand	mouth
	body	foot/feet	head	nose
	ear	hair	leg	smile
	eye			
Clothes	bag	glasses	shirt	trousers
	baseball cap	handbag	shoe	T-shirt
	boots	hat	shorts	watch
	clothes	jacket	skirt	wear
	dress	jeans	sock	
Colours	black	gray (UK grey)	orange	red
	blue	green	pink	white
	brown	grey (US gray)	purple	yellow
	colour (US color)			
Family & friends	baby	family	grandpa	person/people
	boy	father	kids	sister
	brother	friend	live	woman/women
	child/children	girl	man/men	young
	classmate	grandfather	mother	
	cousin	grandma	mum	
	dad	grandmother	old	
Food & drink	apple	coconut	kiwi	pear
	banana	dinner	lemon	pie
	bean	drink	lemonade	pineapple
	bread	eat	lime	potato
	breakfast	egg	lunch	rice
	burger	fish	mango	sausage
	cake	food	meat	sweet(s) (US candy)
	candy (UK sweet(s))	fries (UK chips)	meatballs	tomato
	carrot	fruit	milk	water
	chicken	grape	onion	watermelon
	chips (US fries)	ice cream	orange	
	chocolate	juice	pea	

Starters Vocabulary List

The home	apartment (UK flat)	computer	house	rug
	armchair	cupboard	kitchen	sleep
	bath	desk	lamp	sofa
	bathroom	dining room	living room	table
	bed	doll	mat	television/TV
	bedroom	door	mirror	toy
	bookcase	flat (US apartment)	painting	tree
	box	flower	phone	TV/television
	camera	garden	picture	wall
	chair	hall	radio	watch
	clock	home	room	window
IT	tablet			
Materials	paper			
Names	Alex	Dan	Kim	Nick
	Alice	Eva	Lucy	Pat
	Anna	Grace	Mark	Sam
	Ben	Hugo	Matt	Sue
	Bill	Jill	May	Tom
Numbers	1-20			
Places & directions	behind	in	park	street
	between	in front of	playground	there
	bookshop	next to	shop (US store)	under
	end (n)	on	store (UK shop)	zoo
	here			
School	alphabet	door	music	ruler
	answer	draw	number	school
	ask	English	open	sentence
	board	eraser (UK rubber)	page	sit
	book	example	painting (n)	spell
	bookcase	find	paper	stand
	class	floor	part	story
	classroom	keyboard (computer)	pen	teacher
	close	know	pencil	tell
	colour (US color)	learn	picture	tick
	computer	lesson	playground	understand
	correct	letter (as in alphabet)	poster	wall
	crayons	line	question	window
	cross	listen	read	word
	cupboard	look	right (as in correct)	write
	desk	mouse (computer)	rubber (US eraser)	

Sports & leisure	badminton ball baseball basketball bat (as sports equipment) beach bike boat book bounce camera catch (e.g. a ball) doll draw drawing	drive (v) enjoy favourite (US favorite) fishing fly football (US soccer) game guitar hit hobby hockey jump kick (v) kite listen music	painting photo piano picture play radio read ride (v) run sing skateboard skateboarding soccer (UK football) song sport story	swim (v) table tennis take a photo/picture television/TV tennis tennis racket throw toy TV/television walk (v) watch
Time	afternoon birthday clock	day evening in	morning night today	watch year
Toys	alien ball balloon baseball basketball bike	board game boat car doll football (US soccer) game	helicopter kite lorry (US truck) monster motorbike plane	robot soccer (UK football) teddy (bear) toy train truck (UK lorry)
Transport	bike boat bus car drive (v)	fly go helicopter lorry (US truck)	motorbike plane ride (v) run	ship swim train truck (UK lorry)
Weather	sun			
Work	teacher			
The world around us	beach sand	sea shell	street sun	tree water

Grammatical vocabulary list

Nouns	fun name	paint thing	try	
Verbs - regular	add clap clean complete count	like look at love paint pick up	point show start stop talk	try want wave

Starters Vocabulary List

Verbs – irregular	be can choose come do	get give go to bed go to sleep have	have got hold let's make put	say see would like
Exclamations	bye Cool! don't worry	Fantastic! goodbye Great!	hello Hi! Hooray!	oh dear See you! Wow!
Adjectives	angry beautiful big black blue brown clean closed cool correct dirty double English	fantastic favourite (US favorite) fun funny good gray (UK grey) great green grey (US gray) happy her his its	long my new nice OK old open orange our paper pink purple red	right (as in correct) sad scary short silly small sorry their ugly white yellow young your
Determiners	a/an a lot of a/an lots of	many no one	some that the	these this those
Adverbs	a lot again here home	lots no not now	really there today too	very yes
Prepositions	about at behind between	for from in in front of	like next to of on	to under with
Conjunctions	and	or	but	
Pronouns	a lot he her hers him his I	it its lots me mine one ours	she that theirs them these they this	those us we you yours
Modals	can/cannot/can't			
Question words	how how many how old	pardon what	where which	who whose

Starters

AUTHENTIC
EXAMINATION PAPERS

1

Authentic examination papers for learners preparing for the revised exam from 2018.

This collection of examination papers for *Cambridge English: Starters (YLE Starters)* provides ideal exam practice. The Answer Booklet accompanies *Cambridge English: Starters 1 Student's Book* and Audio CD. It contains answers for all three tests, the audioscripts and examples of the type of interchange to expect in the Speaking test. It also includes the *Cambridge English: Starters* vocabulary list, organised by theme.

An Audio CD (which contains the listening sections of the tests) and the Student's Book are available separately.

CEFR	Cambridge English Scale	Cambridge English Exam
A2	120-139	Cambridge English: Flyers (YLE Flyers)
A1	100-119	Cambridge English: Movers (YLE Movers)
	80-99	Cambridge English: Starters (YLE Starters)

ISBN 978-1-316-63593-3



9 781316 635933 >